
Data Analysis - Feb 23

Full School
February attainment and Progress Oct-Feb

Glossary of terms

Attainment

Attainment is the total MAPP score or SS/OA Framework score for each outcome or objective at the October 22 assessment point.

Progress

Progress is the difference between the MAPP/Framework score at the May 22 assessment point and the October 22 assessment point.

MAPP

MAPP (Mapping and Assessing Personal Progress) is an assessment tool which has been developed to show small steps of progress and provides personalised comparative data over time for each individual. This allows us to compare data with the students own past progress. MAPP looks at four different areas Independence, Fluency, Maintenance and Generalisation and the areas are assessed from 1 to 10.

from dependent	INDEPENDENCE	to independent							
from approximate	FLUENCY	to accurate							
from inconsistent	MAINTENANCE	to consistent							
from single context	GENERALISATION	to many context							
1	2	3	4	5	6	7	8	9	10

Small Steps

Small Steps is our bespoke Framework for English and Maths, this is used with our formal/Semi-formal learners from Y7 to Y10 where appropriate.

Open Awards

We use the Open Awards Frameworks for English and Maths with our formal/semi formal learners from Y10-Y14 where appropriate.

Outcomes

This refers to each students individual EHCP Outcomes.

Highlights - Full School

Summary

- **Progress has increased by at least 30% across the school from Oct - Feb.**
 - In October 15% of outcomes progressed 10+ steps in February this was 45%
- **C&L outcomes have made the most progress** in Feb 23.
- **PFA outcomes saw a great improvement in progress in Feb** with 30% of outcomes making 16+ steps of progress compared to 3% in October.
- **P&M outcomes made the least progress** across the school.
- **Outcomes for students in MOZ have made the most progress in Feb**, this has improved from Oct when only 1% of outcomes made 16+ steps compared to 56% in Feb 23.
- **PMLD/CN has made the least progress in Feb 23**, the vast majority of outcomes made 0-9 steps of progress.
- **Our PP students continue to make very similar progress to our non PP students** in Feb.
- Feb 23 saw lower attainment scores across the school than October.
- Attainment was very similar across all AON, however, P&M scored slightly higher.
- Attainment was also very similar across all areas of provision, however, MLD/SLD scored slightly higher.
- Attainment of our PP and Non PP students was nearly identical.

Summary

- Overall students on Small Steps have made 11% more progress than those on Open Awards

Highlights - Open Awards

- **In Open Awards Maths objectives made the most progress**; English had only 4% of objectives moving 2-3 steps where as Maths had 15%.

Highlights - Small Steps

- **In Small Steps English objectives made the most progress**; English had 24% of its objectives moving 2-3 steps where as Maths had 13%.
- **Reading made the most progress** within English in Feb 23, this is an improvement from October where reading had made the least progress.
- **Speaking and Listening made the least progress** in Feb 23.
- **In Maths Measurement made the most progress** whereas **Data made the least progress** in Feb 23

Actions

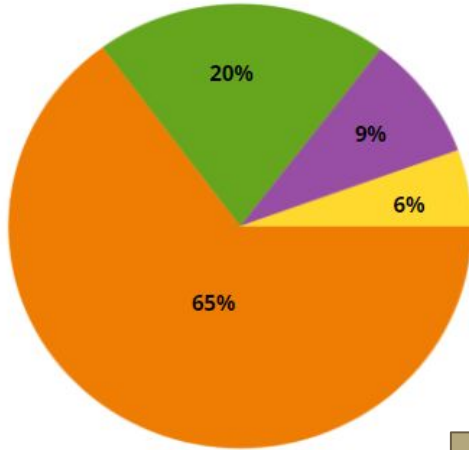
- Praise staff in helping students meet outcomes and celebrate the positive headlines from Feb 23 data dive
- Whole school moderation of P&M outcomes to happen Summer 23.
- Shared document on drive detailing useful approaches to meet P&M targets
- Signpost staff to P&M targets on new 'assessment on a page' overviews
- Work with OT and Physiotherapists to increase attainment in P&M
- Department deep dive and support to PMLD/CN through PP meetings (Mar 23) and observations from AHT (Feb/ Mar 23) to accelerate progress in pupil outcomes
- Look at Open Awards and Small steps data over time. Are there key points in the year it might be lower? *OA do assessment papers.*
- Small steps: Check Data and Speaking and Listening entries for May to see whether moved forward (*Data isn't taught as regularly as other maths areas*)
- OA: Speak to English Satellite teacher who was absent and missed the OA teaching/ assessment period

Progress

Oct 22 - Feb 23

Full School Progress Feb 23

May - Oct Progress



We have seen a great increase in progress made in Feb 23.

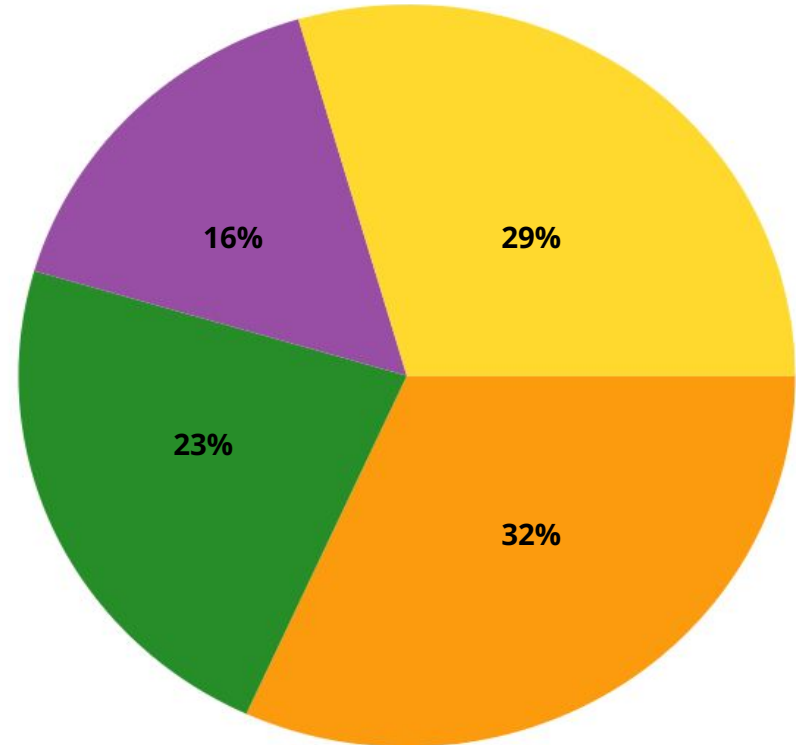
29% of outcomes made 16+ steps of progress. Compared to 6% in October.

We have halved the amount of outcomes making just 0-4 steps of progress from 65% to 32%.

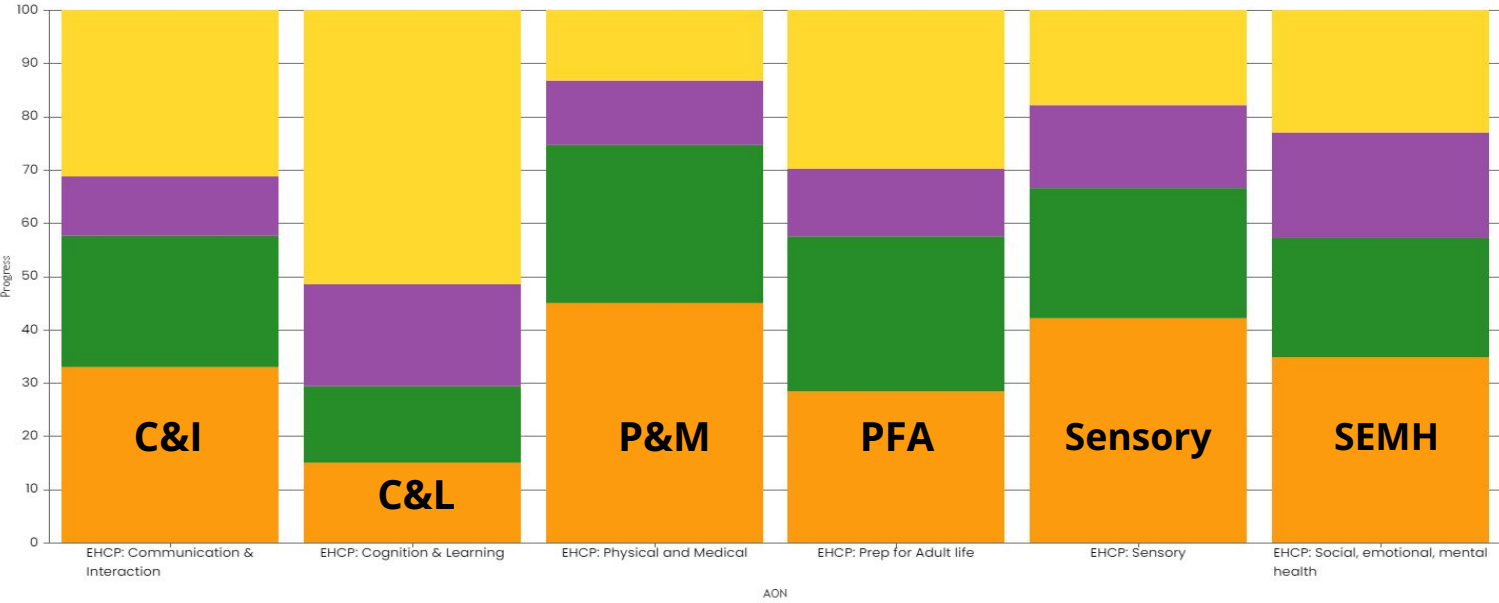
Nearly $\frac{3}{4}$ of outcomes made at least 5 steps of progress.

Progress Oct 22 - Feb 23

(How many steps each LTO has moved Oct to Feb)



Full School Progress Oct 22 - Feb 23 - by Area of Need



C&L has made the most progress in February.

Over 50% over outcomes in this area have made 16+ steps

PFA has seen a great improvement in Feb with 30% of its outcomes making 16+ steps of progress compared to 3% in October.

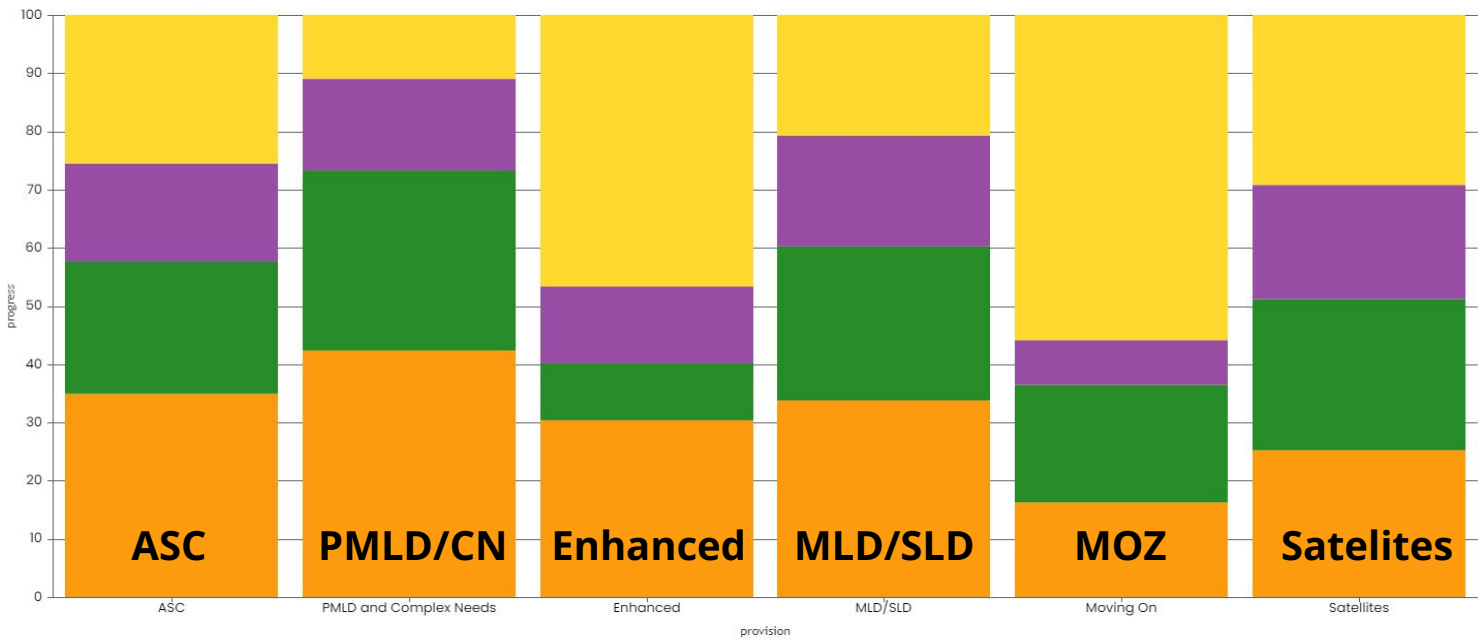
P&M and Sensory type outcomes have made the least progress in February.

Only 13% of outcomes made 16+ steps of progress in P&M and it also had the biggest % of outcomes making 0-4 steps - 45%

Tag	0-4 Steps	5-9 Steps	10-15 Steps	16+ Steps
EHCP: C&I	71 (33%)	53 (24.7%)	24 (11.2%)	67 (31.2%)
EHCP: C&L	22 (15.1%)	21 (14.4%)	28 (19.2%)	75 (51.4%)
EHCP: P&M	41 (45.1%)	27 (29.7%)	11 (12.1%)	12 (13.2%)
EHCP: PFA	45 (28.5%)	46 (29.1%)	20 (12.7%)	47 (29.8%)
EHCP: Sensory	19 (42.2%)	11 (24.4%)	7 (15.6%)	8 (17.8%)
EHCP: SEMH	67 (34.9%)	43 (22.4%)	38 (19.8%)	44 (22.9%)



Full School Progress - May - Oct - by AOP (dc)



MOZ has made the most progress in Feb, this is opposite to October when MOZ made the least progress.

56% of outcomes in MOZ made 16+ steps of progress compared to 1% in October.

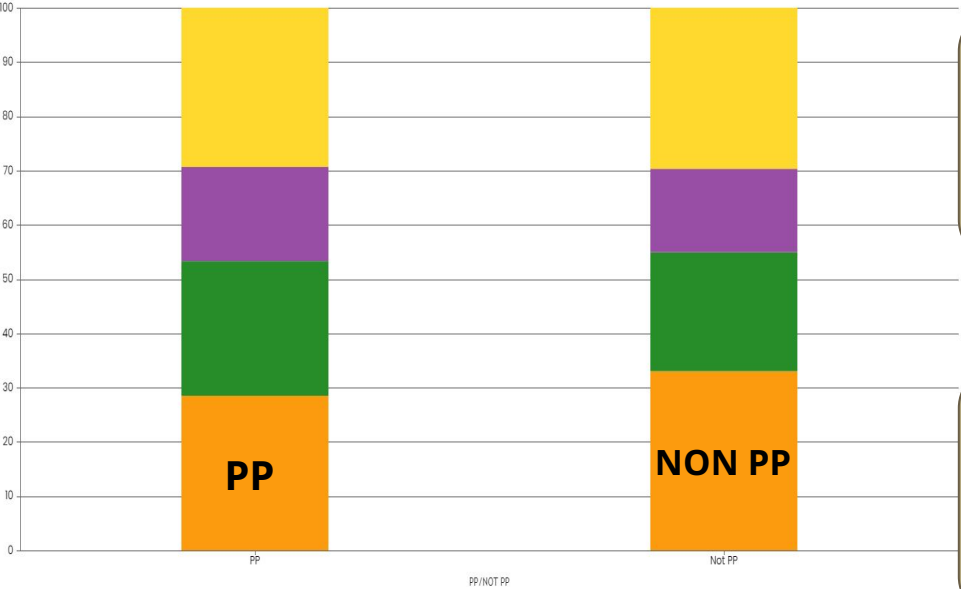
PMLD/CN has made the least progress in February which opposite to October when PMLD/CN had made the most progress.

73% of outcomes in PMLD/CN were in the lower half of the progress categories 0-9.

Cohort	0-4 Steps	5-9 Steps	10-15 Steps	16+ Steps
ASC	77 (35%)	50 (22.7%)	37 (16.8%)	56 (25.5%)
PMLD and Complex Needs	70 (42.4%)	51 (30.9%)	26 (15.8%)	18 (10.9%)
Enhanced	53 (30.5%)	17 (9.8%)	23 (13.2%)	81 (46.6%)
MLD/SLD	64 (33.9%)	50 (26.5%)	36 (19.1%)	39 (20.6%)
Moving On	17 (16.4%)	21 (20.2%)	8 (7.7%)	58 (55.8%)
Satellites	40 (25.3%)	41 (26%)	31 (19.6%)	46 (29.1%)

Full School Progress May 22 to Oct 22 - PP V Non PP

Our PP and Non PP students have made very similar progress in February.

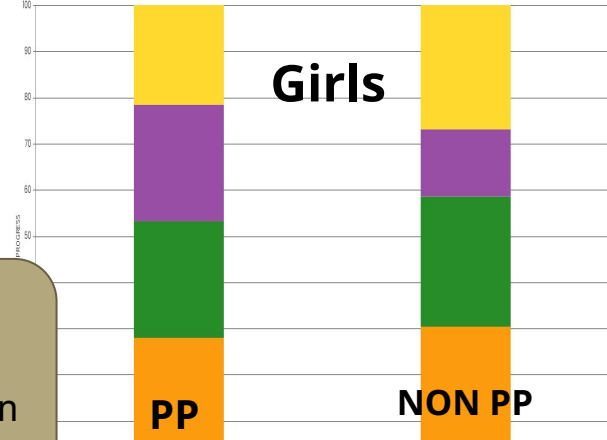


Cohort	0-4 Steps	5-9 Steps	10-15 Steps	16+ Steps
PP	84 (28.6%)	73 (24.8%)	51 (17.4%)	86 (29.3%)
Not PP	237 (33.1%)	157 (21.9%)	110 (15.4%)	212 (29.6%)

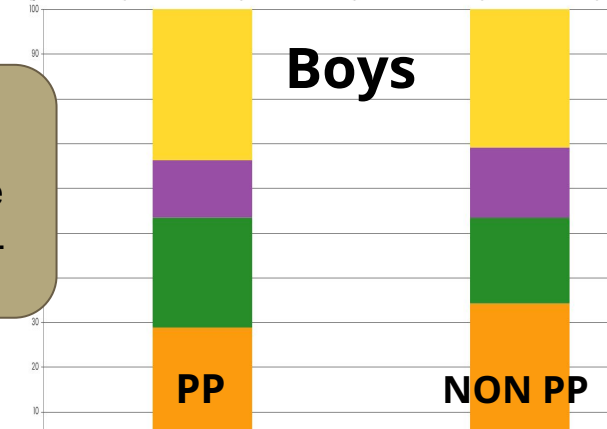


PP Girls have made more progress than Non pp Girls in Feb.

PP and Non PP Boys have made similar progress .



Cohort	0-4 Steps	5-9 Steps	10-15 Steps	16+ Steps
PP	30 (28%)	27 (25.2%)	27 (25.2%)	23 (21.5%)
Not PP	67 (30.5%)	62 (28.2%)	32 (14.6%)	59 (26.8%)



Cohort	0-4 Steps	5-9 Steps	10-15 Steps	16+ Steps
PP	54 (28.9%)	46 (24.6%)	24 (12.8%)	63 (33.7%)
Not PP	170 (34.3%)	95 (19.2%)	78 (15.7%)	153 (30.9%)

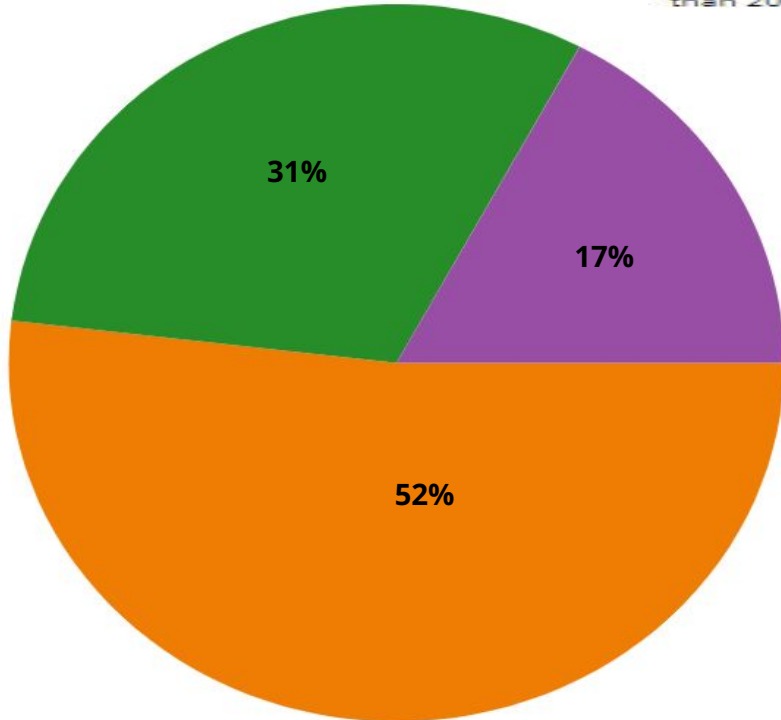
Attainment

Feb 23

Full School Attainment - February 2023

Attainment in February 2023

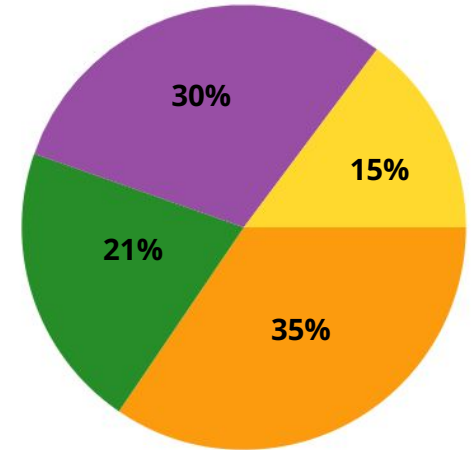
(Total MAPP scores of EHCP Outcomes)



In February we have more outcomes in lower scoring categories than in October. 83% of outcomes fell into the 0-30 category. In October this was 56%.

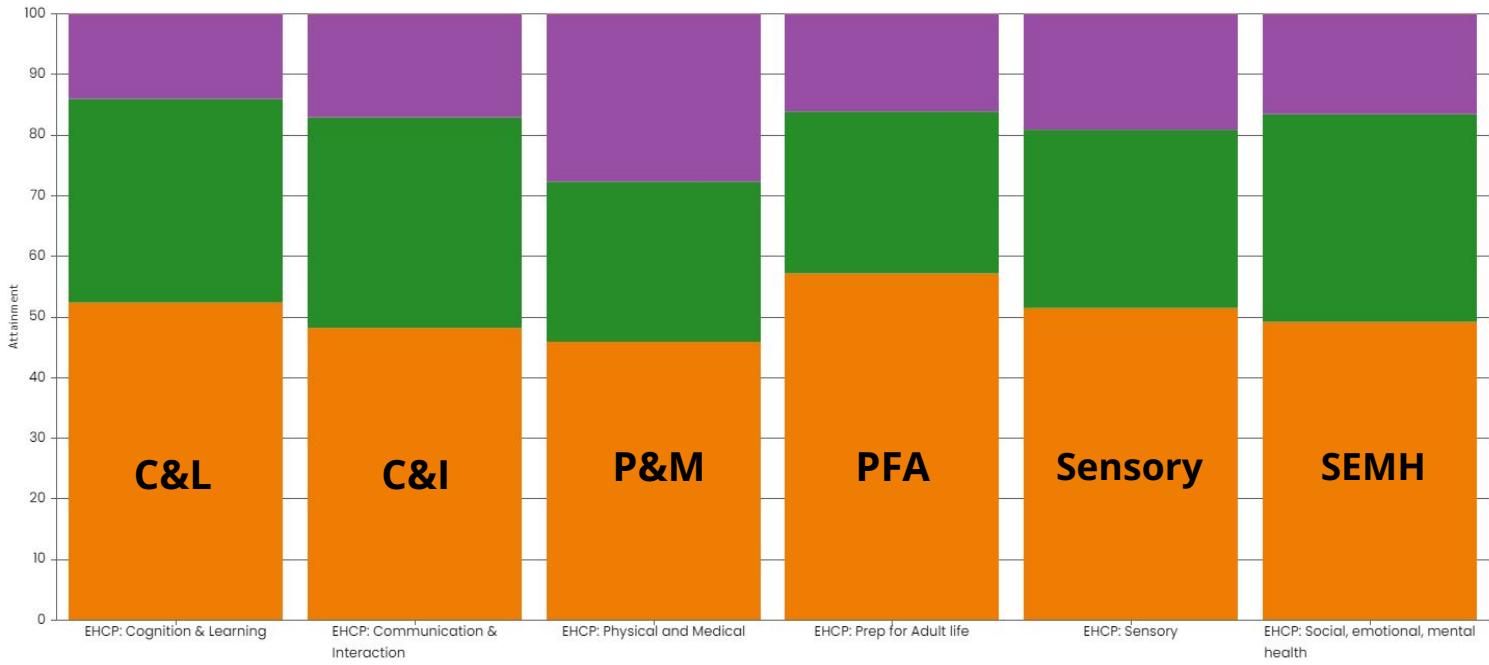
This maybe because a high number of newer outcomes could have been set and not as many have been achieved, which would be expected mid year.

October 22 - Attainment



In Feb we do have 10% more outcomes in the 20-30 category showing progression in scoring from October.

Full School Attainment Feb 23 - Total MAPP scores for EHCP Outcomes by AON



P&M was scoring the highest in Feb with 28% of outcomes in the 30-50 category. This however also has the lowest amount of outcomes.

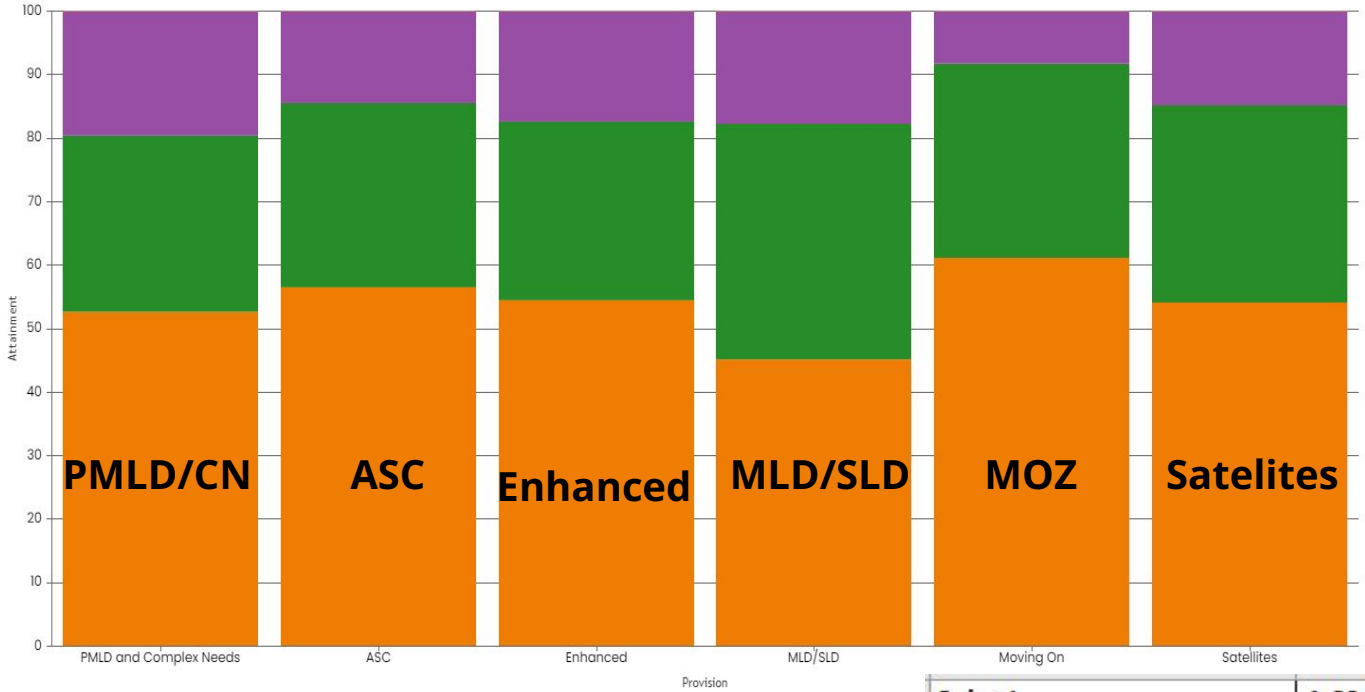
PFA and C&L scored the lowest.

AON




Tag	1-20	20-30	30-50	50+
EHCP: C&L	265 (52.4%)	170 (33.6%)	71 (14%)	0
EHCP: C&I	254 (48.2%)	183 (34.7%)	90 (17.1%)	0
EHCP: P&M	73 (45.9%)	42 (26.4%)	44 (27.7%)	0
EHCP: PFA	227 (57.2%)	106 (26.7%)	64 (16.1%)	0
EHCP: Sensory	35 (51.5%)	20 (29.4%)	13 (19.1%)	0
EHCP: SEMH	211 (49.2%)	147 (34.3%)	71 (16.6%)	0

Full School Attainment Feb 23 - MAPP Total scores for EHCP Outcomes by AOP



MLD/SLD had the highest attainment 55% of LTO's were scoring 20+.

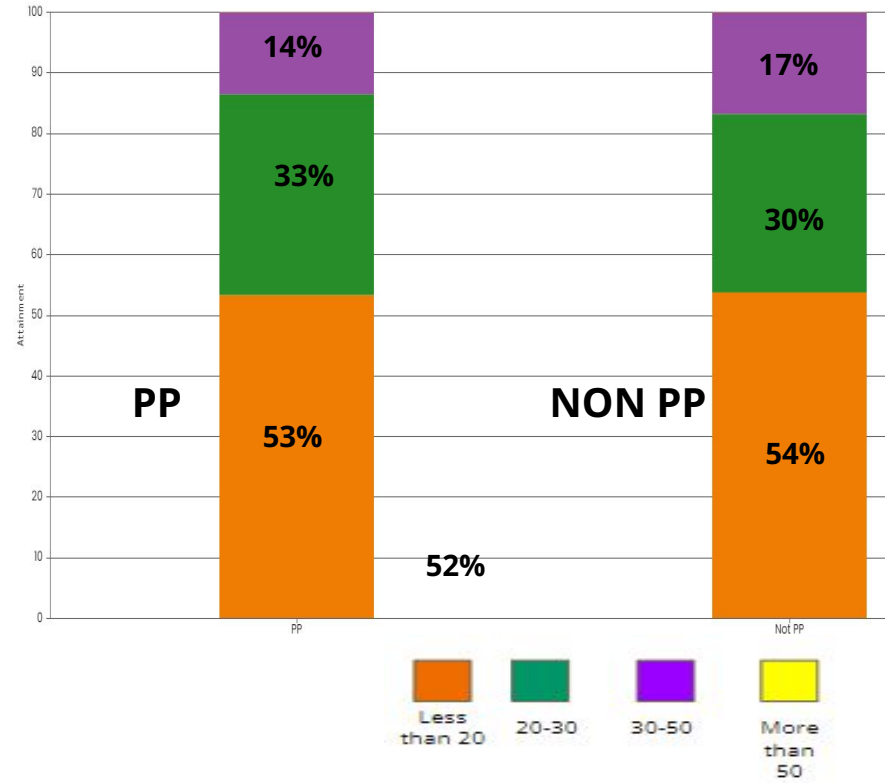
Overall areas had very similar attainment scores in Feb 23.



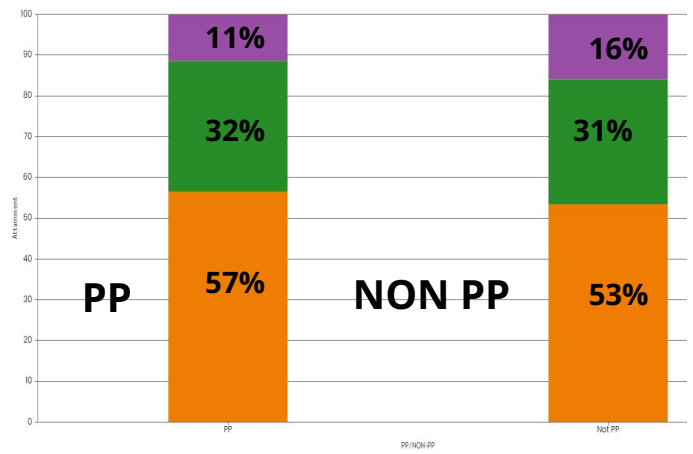
Cohort	1-20	20-30	30-50	50+
PMLD and Complex Needs	188 (52.7%)	99 (27.7%)	70 (19.6%)	0
ASC	277 (56.5%)	142 (29%)	71 (14.5%)	0
Enhanced	310 (54.5%)	160 (28.1%)	99 (17.4%)	0
MLD/SLD	201 (45.2%)	165 (37.1%)	79 (17.8%)	0
Moving On	170 (61.2%)	85 (30.6%)	23 (8.3%)	0
Satellites	197 (54.1%)	113 (31%)	54 (14.8%)	0

Full School Attainment Feb 23- MAPP Total scores for EHCP Outcomes for PP Students v Non PP students

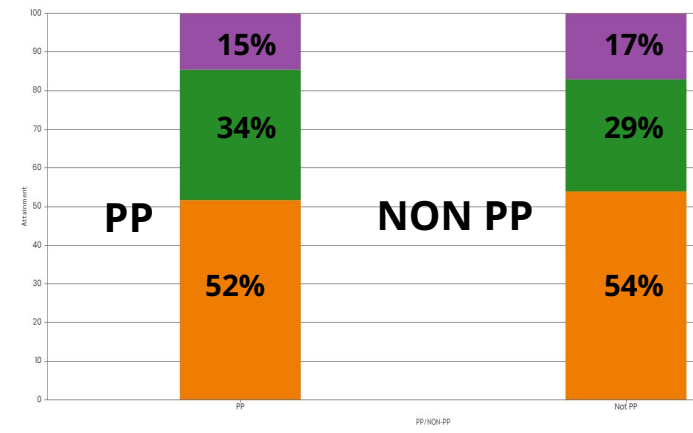
Overall our PP students attainment closely matched that of our Non PP students. PP Girls and Boys attainment was also very similar showing very little gap between them.



Girls



Boys

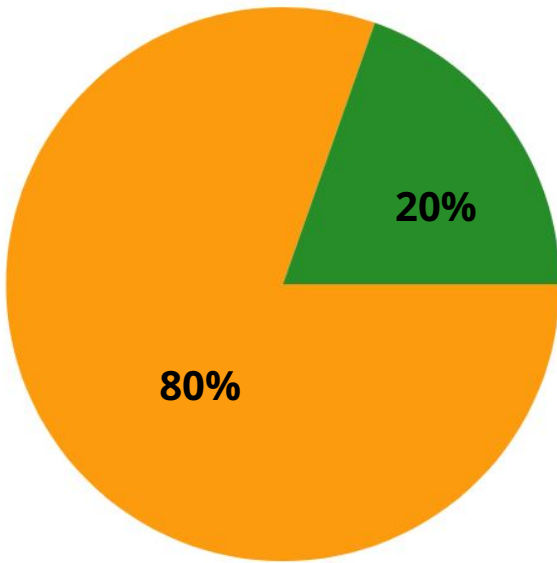


Small Step and Open Awards

Progress Oct-Feb

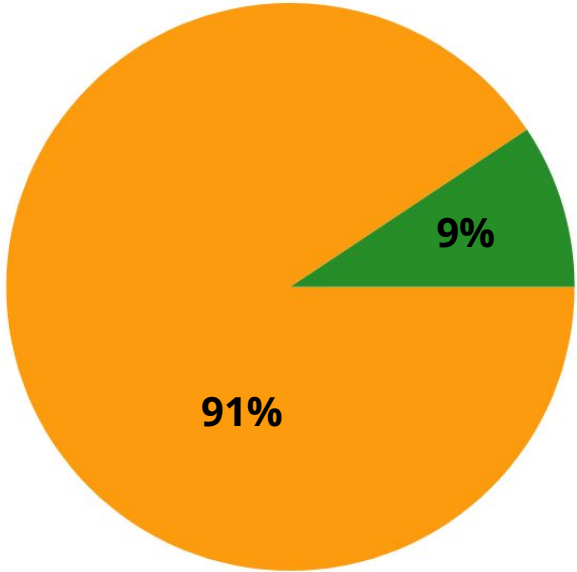
Small Steps and Open Awards Progress - Oct 22 - Feb 23

Small Steps



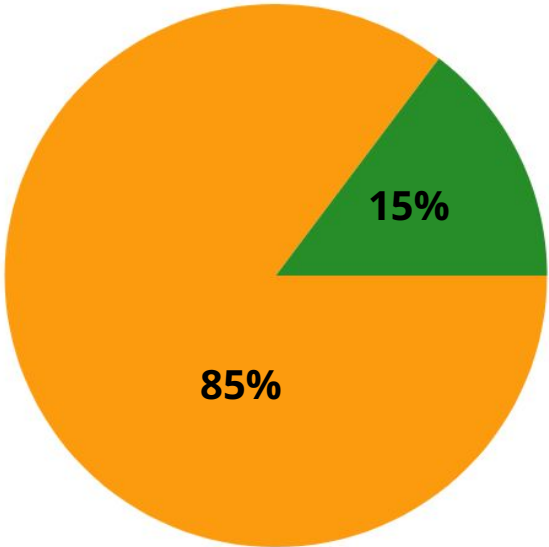
Overall students on the Small Steps Frameworks made more progress than those on the Open Awards Frameworks.

Open Awards



Open Awards Progress - English and Maths from Oct 22 - Feb 23

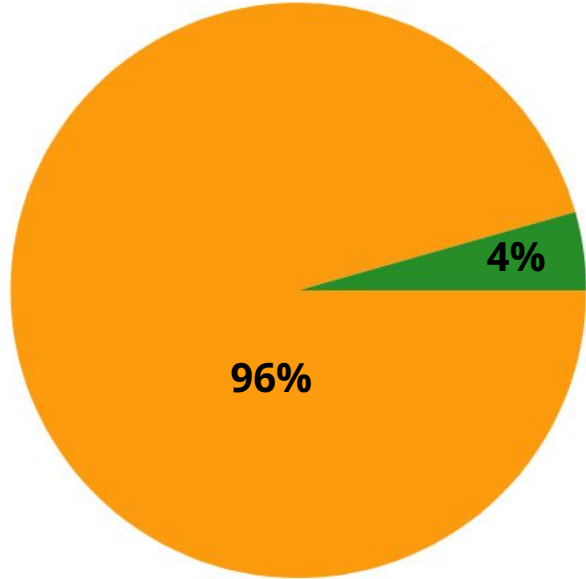
Maths



Students on Open Awards made more progress in Maths than they did in English in Feb 23.

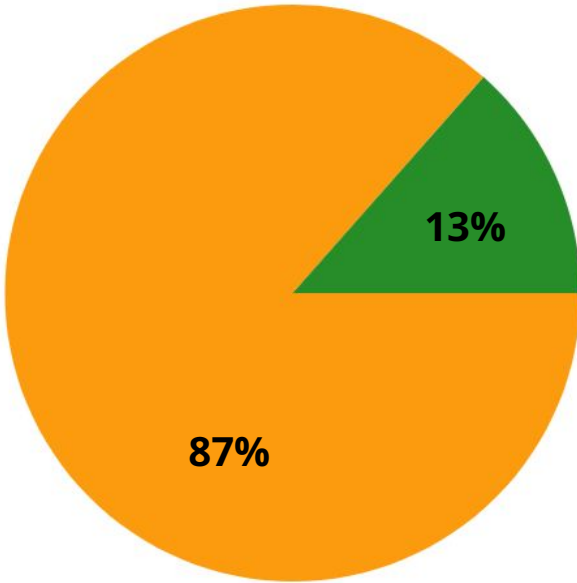
15% of Maths Objectives made 2-3 steps of progress.

English



Small Steps Progress - English and Maths - Oct 22 - May 23

Maths

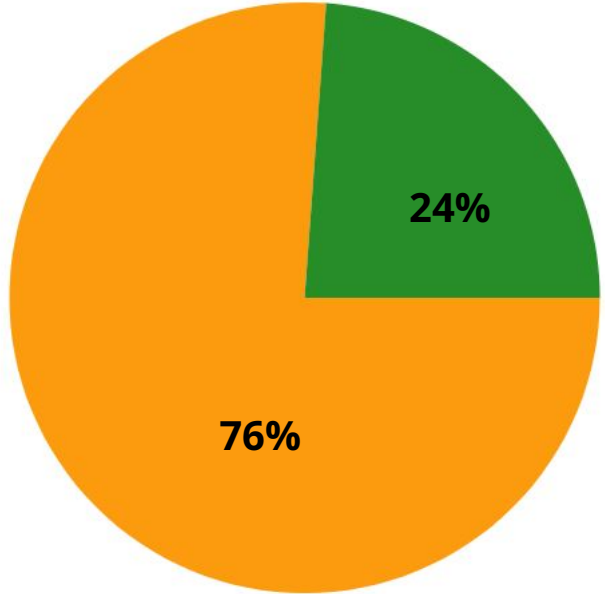


Students on Small Steps frameworks made more progress in English than they did in Maths in Feb 23.

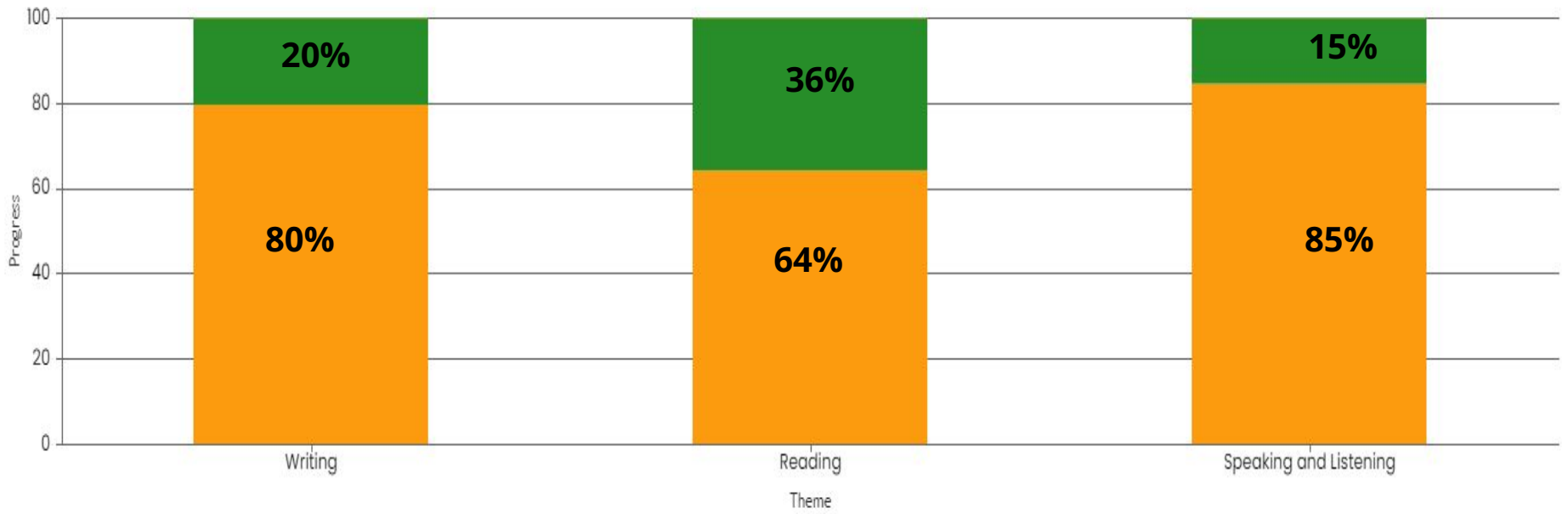
10% more objectives made 2-3 steps in English than they did in Maths.

This is also a 10% improvement in English since Oct 22.

English



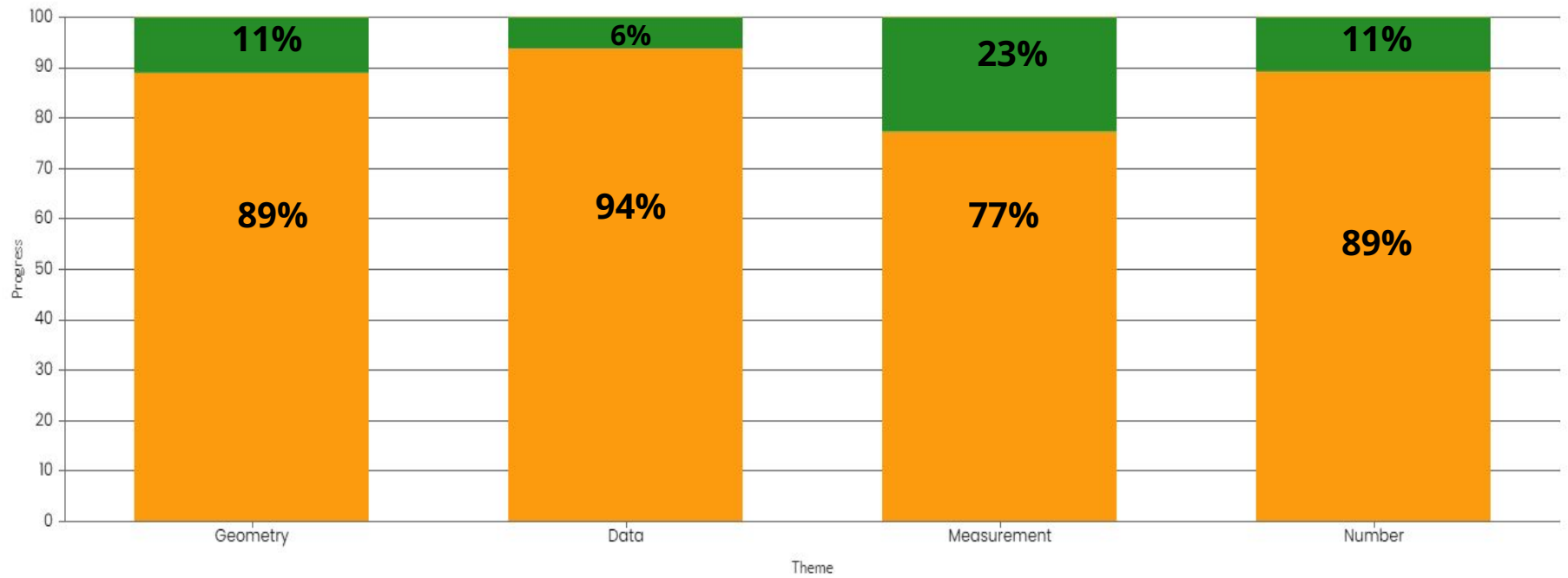
Small Steps - Progress in English Areas - Oct 22 - Feb 23



Reading made the most progress in Feb 23 within English. 36% of objectives made 2-3 steps of progress, this is a 16% improvement from Oct 22.

Speaking and Listening made the least progress 85% of objectives made 1 or less steps of progress.

Small Steps - Progress in Maths Areas - Oct 22 - Feb 23



Measurement made the most progress in Feb 23. This is improved from Oct 22 when this area had the least progress. 9% more objectives made 2-3 steps of progress.

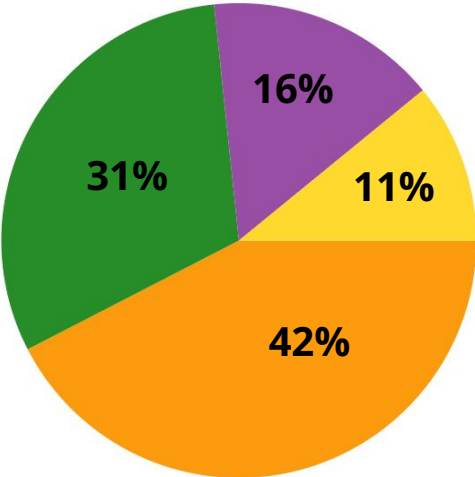
Data made the least progress in Feb 23. 94% of objectives made 1 or less steps of progress.

Areas of Provision

Progress Oct-Feb

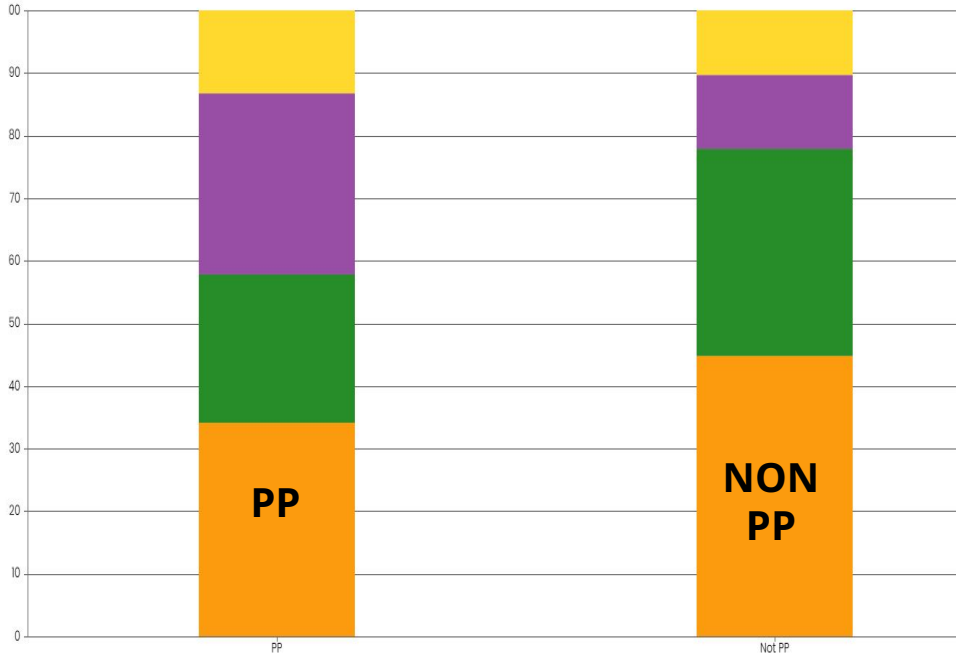
PMLD and Complex Needs Progress- Overall and PP/NON PP Students

- Oct 22 to Feb 23



Overall progress in PMLD has increased by 5% since Oct 22.

In Oct 22 22% of outcomes made 10+ steps. In Feb this is 27%



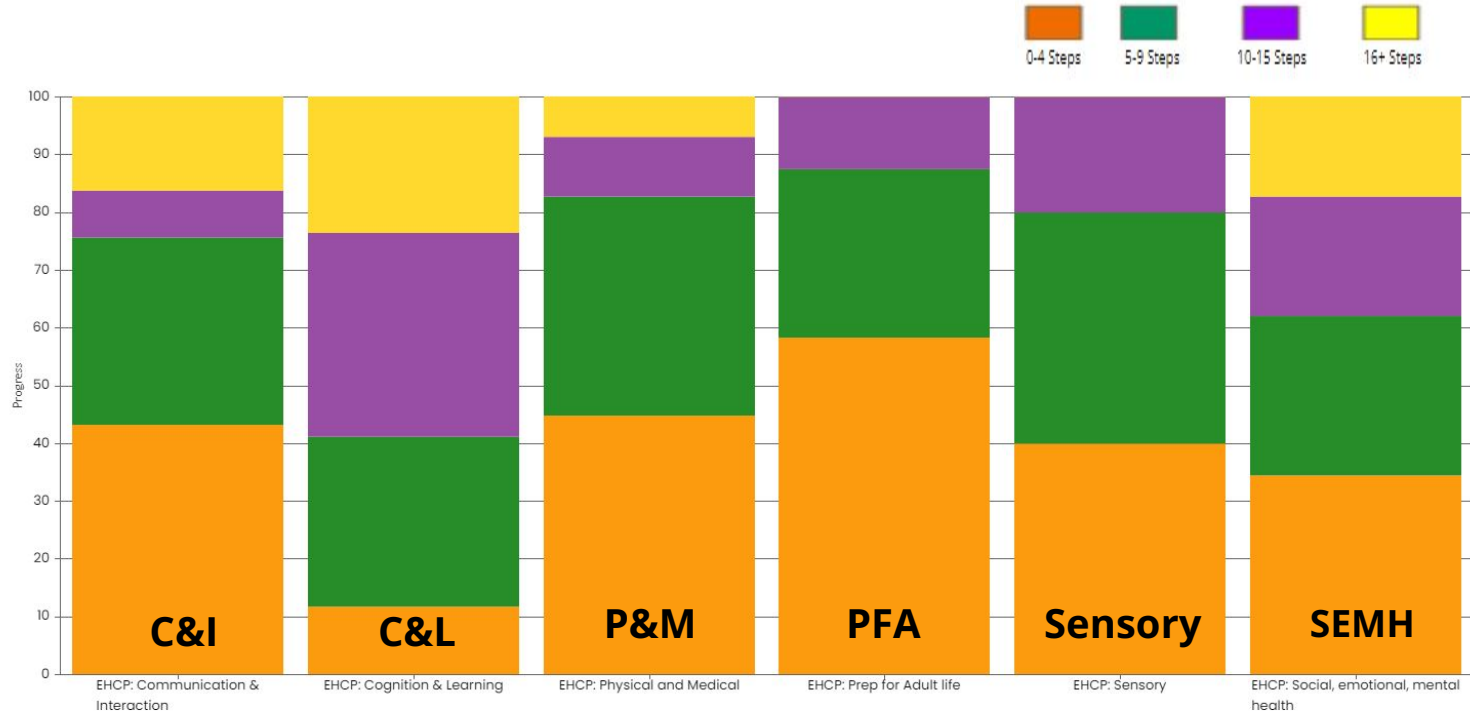
PP Students in PMLD/CN have made more progress than our Non PP students.

PP students had 20% more outcomes progressing 10+ steps in Feb 23.

Cohort	0-4 Steps	5-9 Steps	10-15 Steps	16+ Steps
PP	13 (34.2%)	9 (23.7%)	11 (29%)	5 (13.2%)
Not PP	57 (44.9%)	42 (33.1%)	15 (11.8%)	13 (10.2%)



PMLD and Complex Needs - Progress in AON - Oct 22 - Feb 23



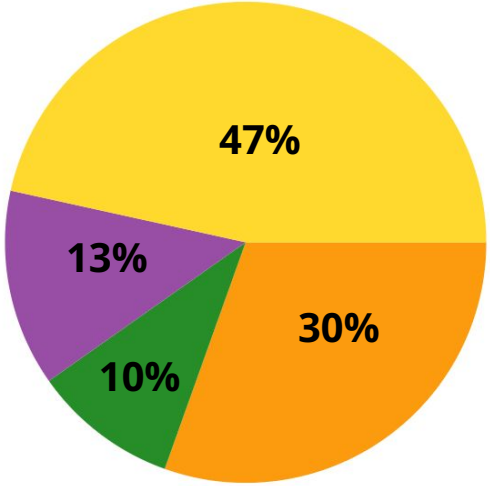
In PMLD C&L outcomes have made the most progress in Feb 23. 59% of outcomes have made 10+ steps of progress.

PFA outcomes have made the least progress in PMLD, 58% made 0-4 steps of progress.

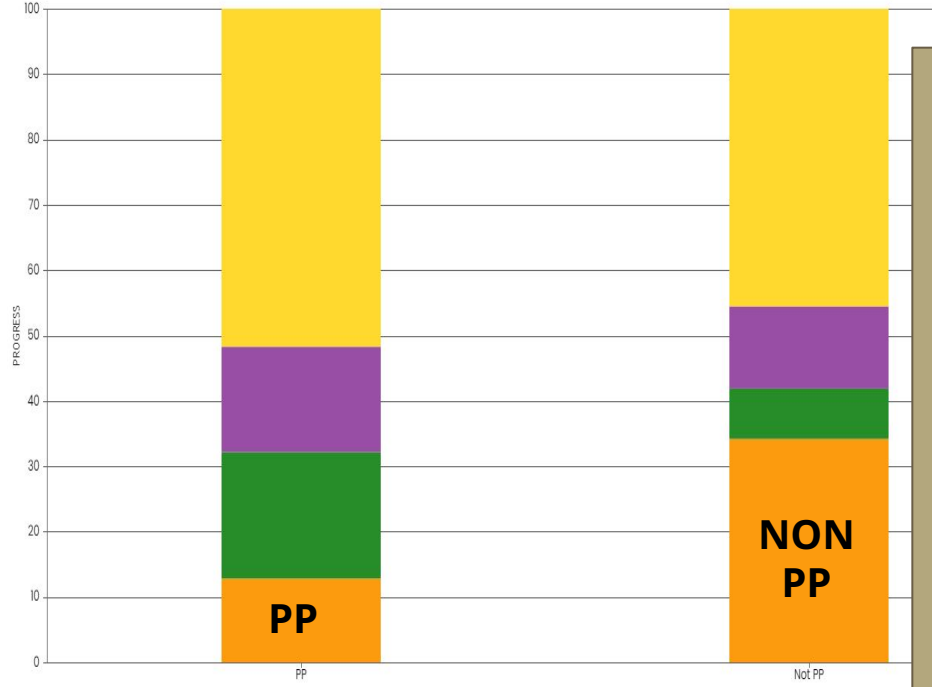
Tag	0-4 Steps	5-9 Steps	10-15 Steps	16+ Steps
EHCP: Communication & Interaction	16 (43.2%)	12 (32.4%)	3 (8.1%)	6 (16.2%)
EHCP: Cognition & Learning	2 (11.8%)	5 (29.4%)	6 (35.3%)	4 (23.5%)
EHCP: Physical and Medical	13 (44.8%)	11 (37.9%)	3 (10.3%)	2 (6.9%)
EHCP: Prep for Adult life	14 (58.3%)	7 (29.2%)	3 (12.5%)	
EHCP: Sensory	2 (40%)	2 (40%)	1 (20%)	
EHCP: Social, emotional, mental health	10 (34.5%)	8 (27.6%)	6 (20.7%)	5 (17.2%)

Enhanced - Progress of PP Students - Oct 22 - Feb 23

2/23 - Progress by PP/ Non PP - Oct - Feb 23 - ENHANCED



Enhanced has made great progress in Feb 23. Outcomes making 16+ steps of progress have increased from 5% in Oct 22 to 47% in Feb 23.



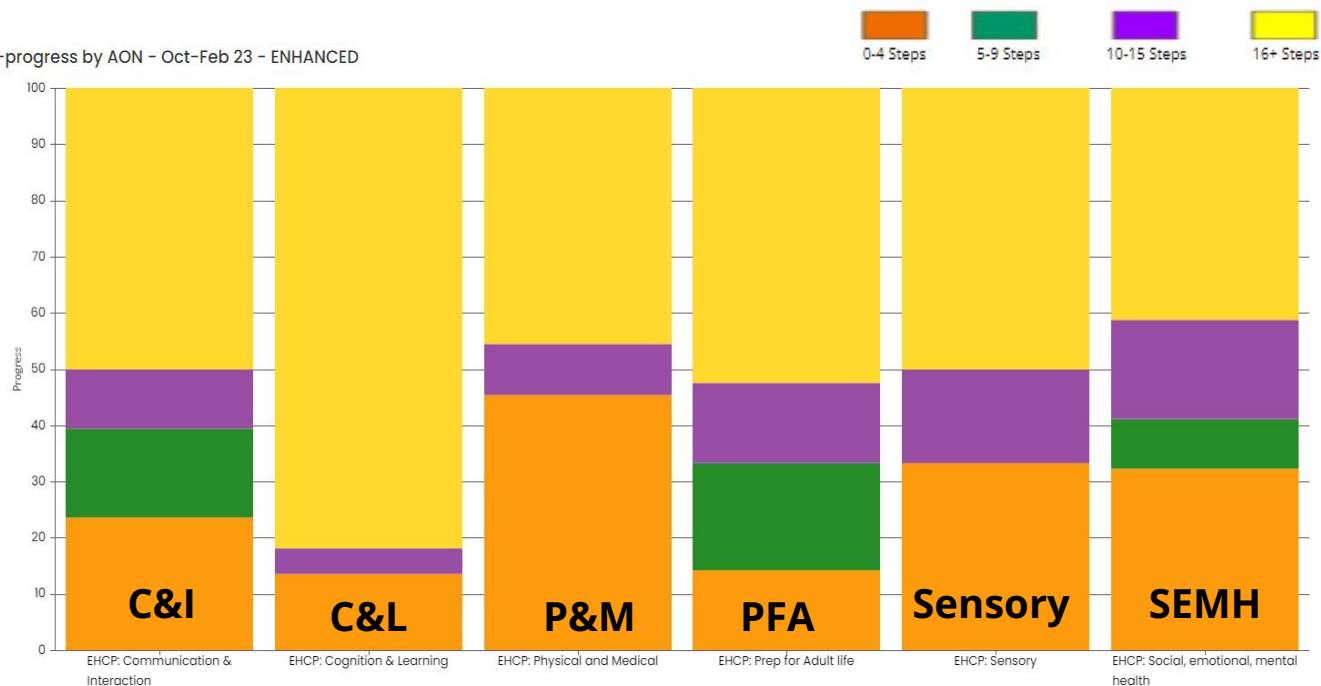
PP Students in Enhanced have made more progress than the Non PP students. 52% of outcomes for PP students made 16+ steps of progress.

Cohort	0-4 Steps	5-9 Steps	10-15 Steps	16+ Steps
PP	4 (12.9%)	6 (19.4%)	5 (16.1%)	16 (51.6%)
Not PP	49 (34.3%)	11 (7.7%)	18 (12.6%)	65 (45.5%)



Enhanced - Progress in AON - Oct 22 to Feb 23

22/23 - progress by AON - Oct-Feb 23 - ENHANCED

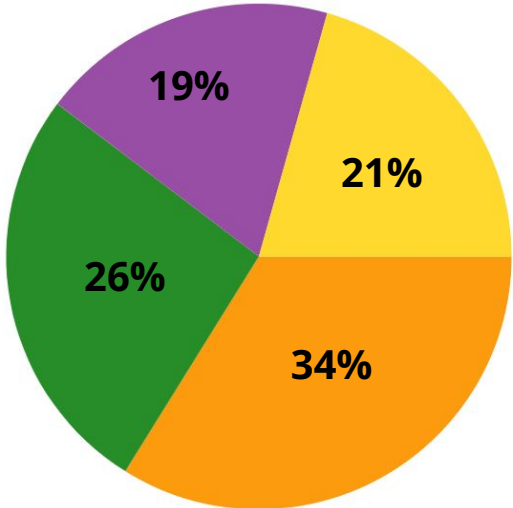


In Enhanced C&L outcomes have made the most progress - 86.4% of the outcomes made 10+ steps in this area.

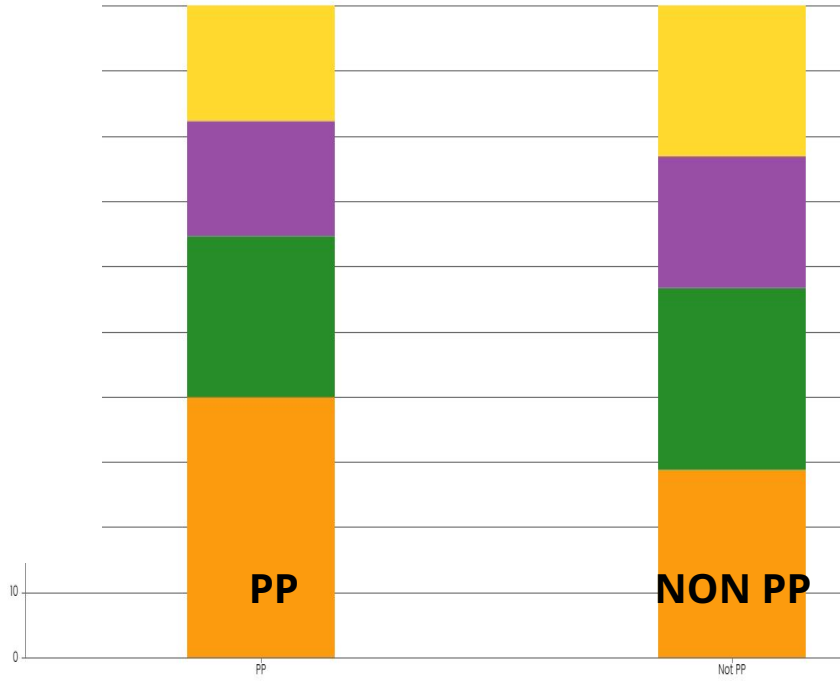
SEMH outcomes made the least progress in Feb 23. 41% of outcomes made 0-9 steps, this was the highest amount over all the AON.

Tag	0-4 Steps	5-9 Steps	10-15 Steps	16+ Steps
EHCP: C&I	9 (23.7%)	6 (15.8%)	4 (10.5%)	19 (50%)
EHCP: C&L	3 (13.6%)		1 (4.6%)	18 (81.8%)
EHCP: P&M	5 (45.5%)		1 (9.1%)	5 (45.5%)
EHCP: PFA	3 (14.3%)	4 (19.1%)	3 (14.3%)	11 (52.4%)
EHCP: Sensory	2 (33.3%)		1 (16.7%)	3 (50%)
EHCP: SEMH	11 (32.4%)	3 (8.8%)	6 (17.7%)	14 (41.2%)

MLD/SLD - Progress of PP Students - Oct 22 - Feb 23



There has been good progress in MLD/SLD in Feb 23. 27% more outcomes made 10+ steps of progress compared to Oct 22.



Non PP students have made slightly more progress than our PP students in MLD/SLD in Feb 23.

PP students have 11% more outcomes making only 0-4 steps of progress.

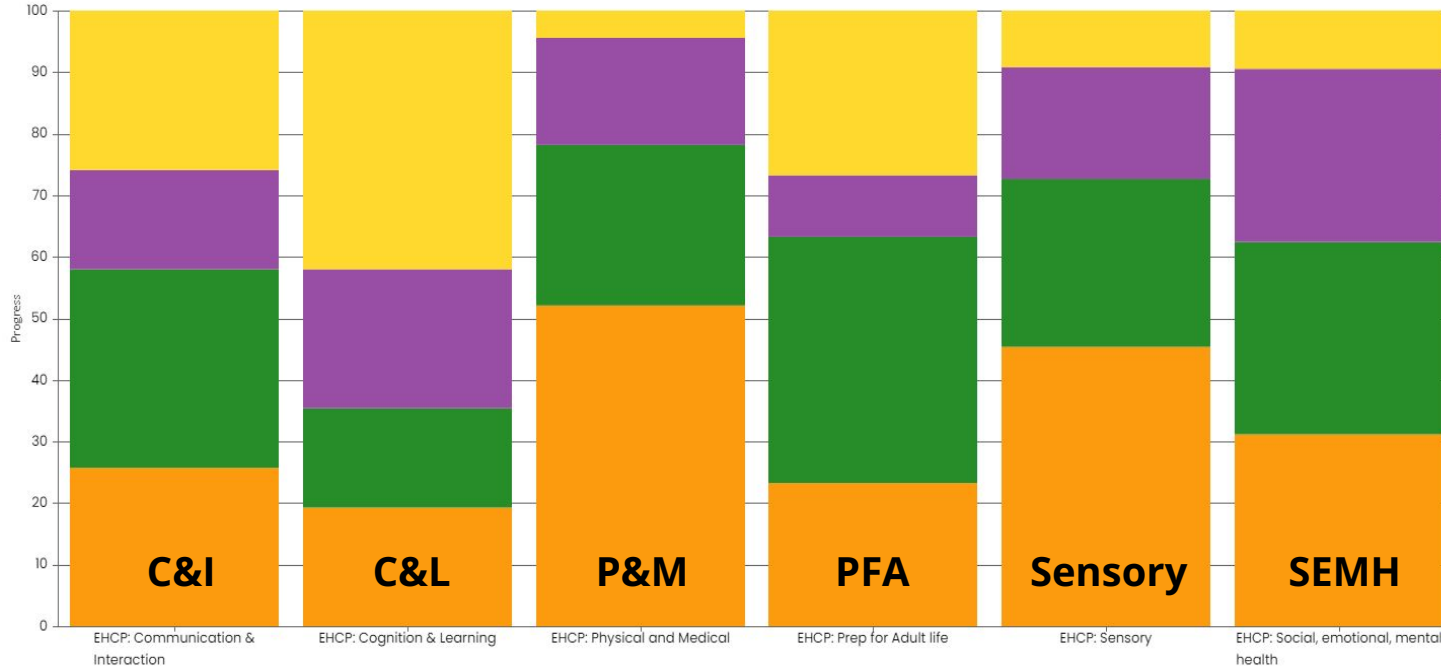
Cohort	0-4 Steps	5-9 Steps	10-15 Steps	16+ Steps
PP	34 (40%)	21 (24.7%)	15 (17.7%)	15 (17.7%)
Not PP	30 (28.9%)	29 (27.9%)	21 (20.2%)	24 (23.1%)



MLD/SLD - Progress in AON - Oct 22 to Feb 23



22/23 -progress by AON - Oct-Feb 23 - MLD/SLD



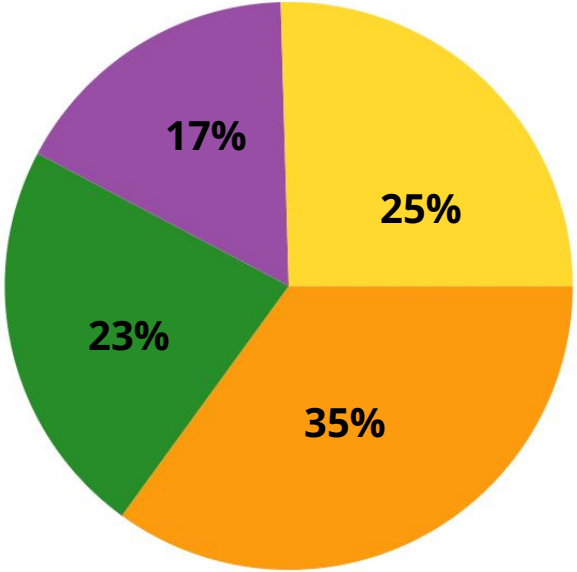
In MLD/SLD C&L targets have made the most progress in Feb 23. 65% of outcomes made 10+ steps.

P&M made the least progress in Feb 23. 78% of outcomes made 0-9 steps of progress.

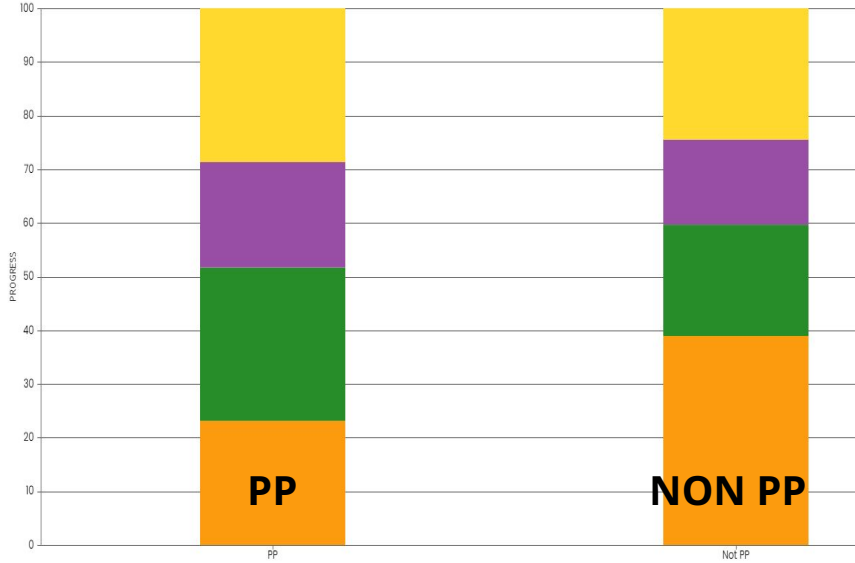
Tag	0-4 Steps	5-9 Steps	10-15 Steps	16+ Steps
EHCP: C&I	8 (25.8%)	10 (32.3%)	5 (16.1%)	8 (25.8%)
EHCP: C&L	6 (19.4%)	5 (16.1%)	7 (22.6%)	13 (41.9%)
EHCP: P&M	12 (52.2%)	6 (26.1%)	4 (17.4%)	1 (4.4%)
EHCP: PFA	7 (23.3%)	12 (40%)	3 (10%)	8 (26.7%)
EHCP: Sensory	5 (45.5%)	3 (27.3%)	2 (18.2%)	1 (9.1%)
EHCP: SEMH	10 (31.3%)	10 (31.3%)	9 (28.1%)	3 (9.4%)

ASC - Progress of PP Students - Oct 22 to Feb 23

22/23 - Progress by PP/ Non PP - Oct - Feb 23 - ASC



There has been good progress in ASC in Feb 23. 25% more outcomes made 10+ steps of progress compared to Oct 22.

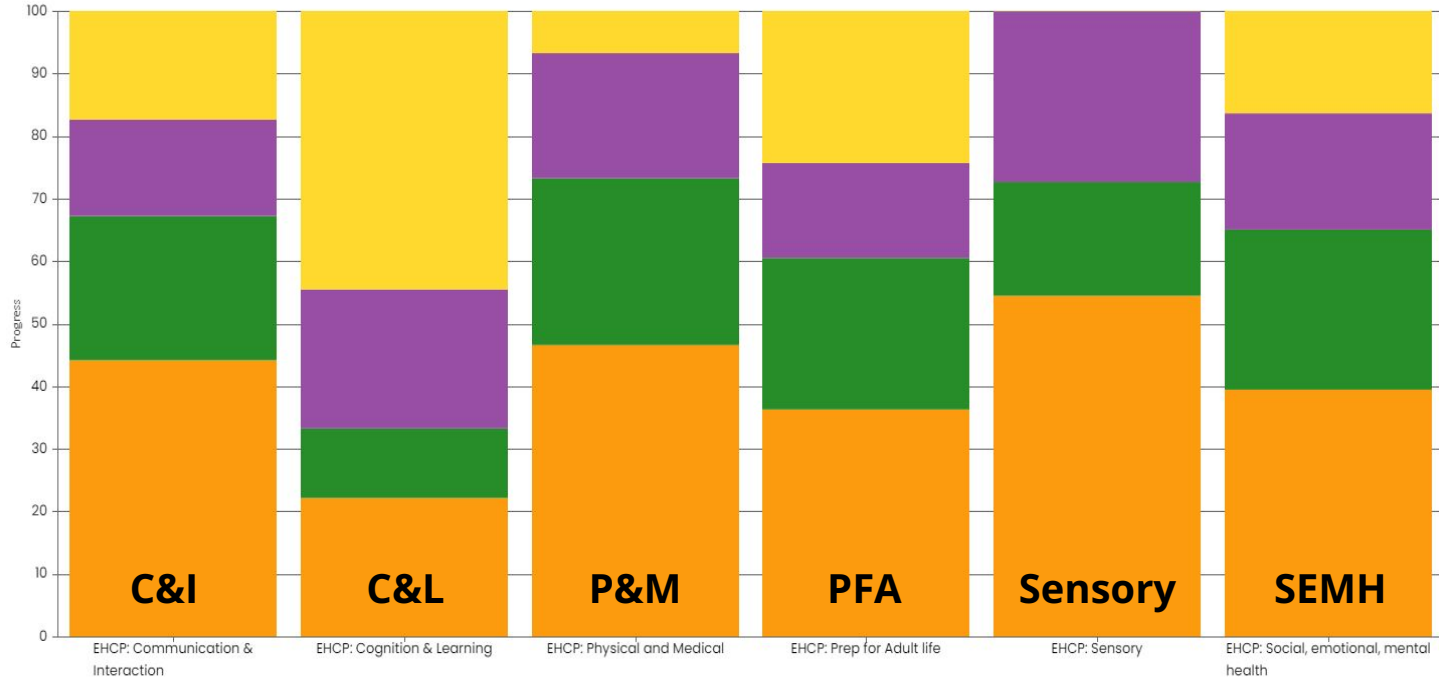


Cohort	0-4 Steps	5-9 Steps	10-15 Steps	16+ Steps
PP	13 (23.2%)	16 (28.6%)	11 (19.6%)	16 (28.6%)
Not PP	64 (39%)	34 (20.7%)	26 (15.9%)	40 (24.4%)



In ASC PP Students have made slightly more progress than the Non PP students. Although this is quite similar across all progress brackets except in the 0-4 steps where PP students had 15% less outcomes making 0-4 steps of progress.

ASC - Progress in AON - Oct 22 to Feb 23



In ASC C&L outcomes have made the most progress. 48% more outcomes made 10+ steps of progress in Feb 23 than Oct 22.

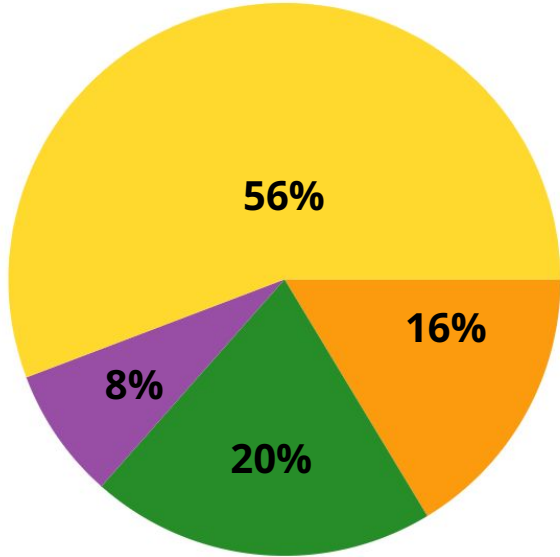
PFA outcomes also made good progress.

The least progress was made in sensory type outcomes and P&M.

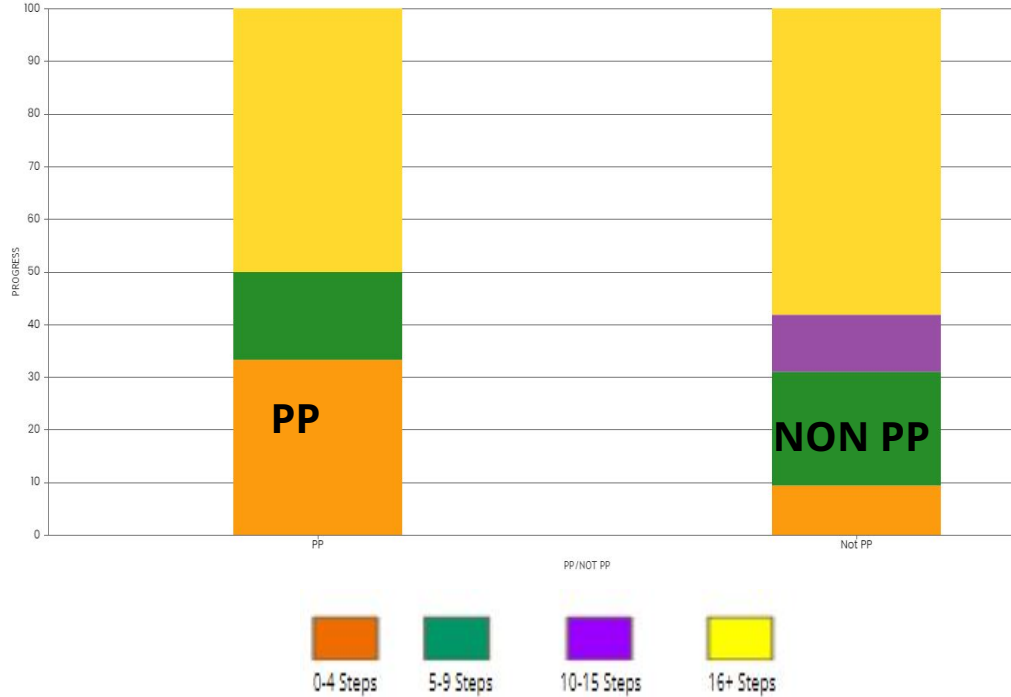
Tag	0-4 Steps	5-9 Steps	10-15 Steps	16+ Steps
EHCP: C&I	23 (44.2%)	12 (23.1%)	8 (15.4%)	9 (17.3%)
EHCP: C&L	6 (22.2%)	3 (11.1%)	6 (22.2%)	12 (44.4%)
EHCP: P&M	7 (46.7%)	4 (26.7%)	3 (20%)	1 (6.7%)
EHCP: PFA	12 (36.4%)	8 (24.2%)	5 (15.2%)	8 (24.2%)
EHCP: Sensory	6 (54.6%)	2 (18.2%)	3 (27.3%)	0 (0%)
EHCP: SEMH	17 (39.5%)	11 (25.6%)	8 (18.6%)	7 (16.3%)

MOZ - Progress of PP Students - Oct 22 - Feb 23

In MOZ PP and non PP students have made very similar progress, although 2 thirds more outcomes only made 0-4 steps of progress for PP students.



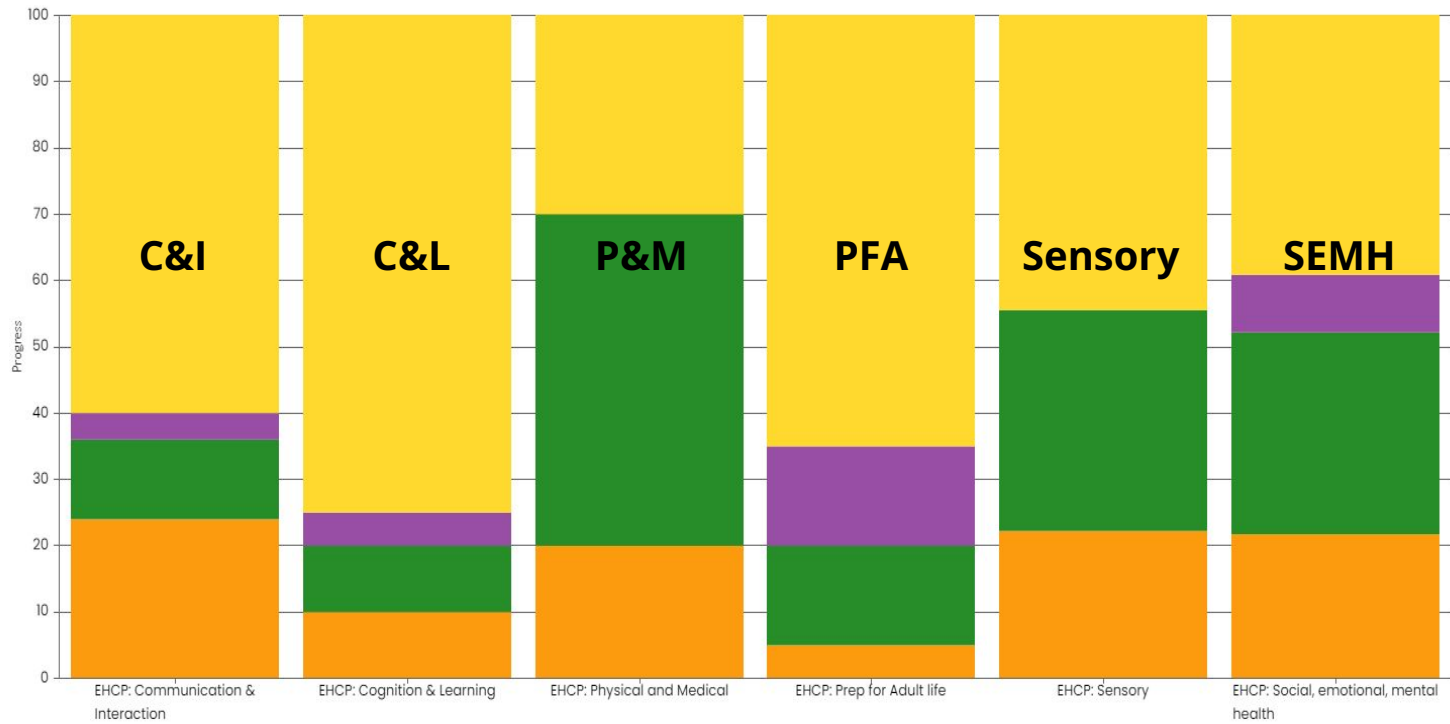
MOZ has made the most progress in Feb 23 with 64% of outcomes making 10+ steps of progress. This is a great improvement on Oct 22 when MOZ made the least progress and only 2% of outcomes made 10+ steps.



MOZ - Progress in AON - Oct 22 - Feb 23



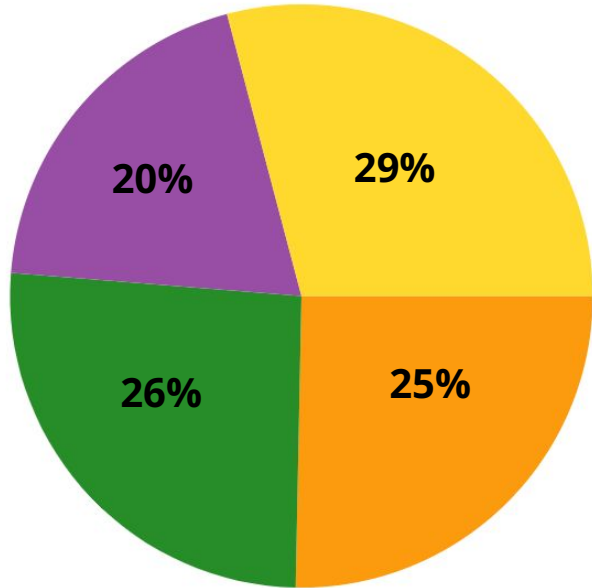
Tag	0-4 Steps	5-9 Steps	10-15 Steps	16+ Steps
EHCP: C&I	6 (24%)	3 (12%)	1 (4%)	15 (60%)
EHCP: C&L	2 (10%)	2 (10%)	1 (5%)	15 (75%)
EHCP: P&M	2 (20%)	5 (50%)		3 (30%)
EHCP: PFA	1 (5%)	3 (15%)	3 (15%)	13 (65%)
EHCP: Sensory	2 (22.2%)	3 (33.3%)		4 (44.4%)
EHCP: SEMH	5 (21.7%)	7 (30.4%)	2 (8.7%)	9 (39.1%)



C&L and PFA outcomes made the most progress in MOZ for Feb 23. Both AON had over 70% of outcomes making 16+ of progress compared to 4% in Oct 23.

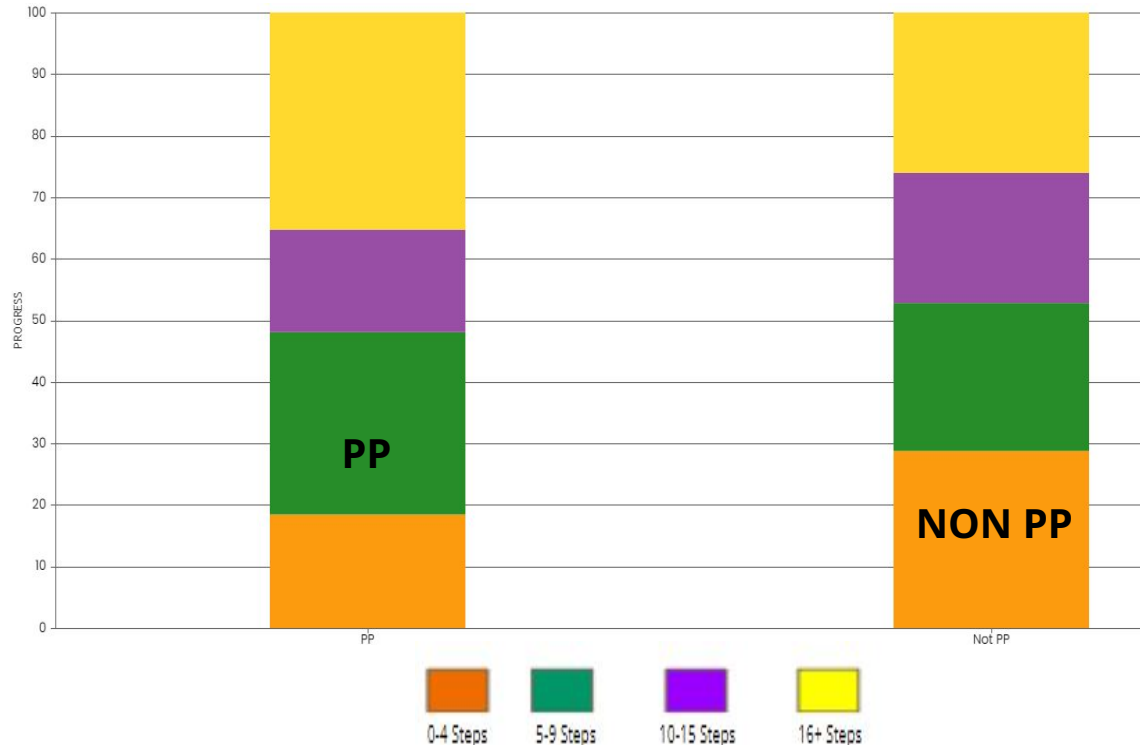
P&M and SEMH outcomes made the least progress having the highest % making only 0-9 steps.

Satellites - Progress of PP Students - Oct 22 - Feb 23



Satellites have made good progress in Feb 23. They have 36% more outcomes making 10+ steps of progress in Feb 23 than Oct 22.

Progress of the PP and Non PP students in Satellites is very similar. PP students have a larger percentage of their outcomes making 16+ steps in Feb 23.



Satellites - Progress in AON - Oct 22 - Feb 23



0-4 Steps



5-9 Steps

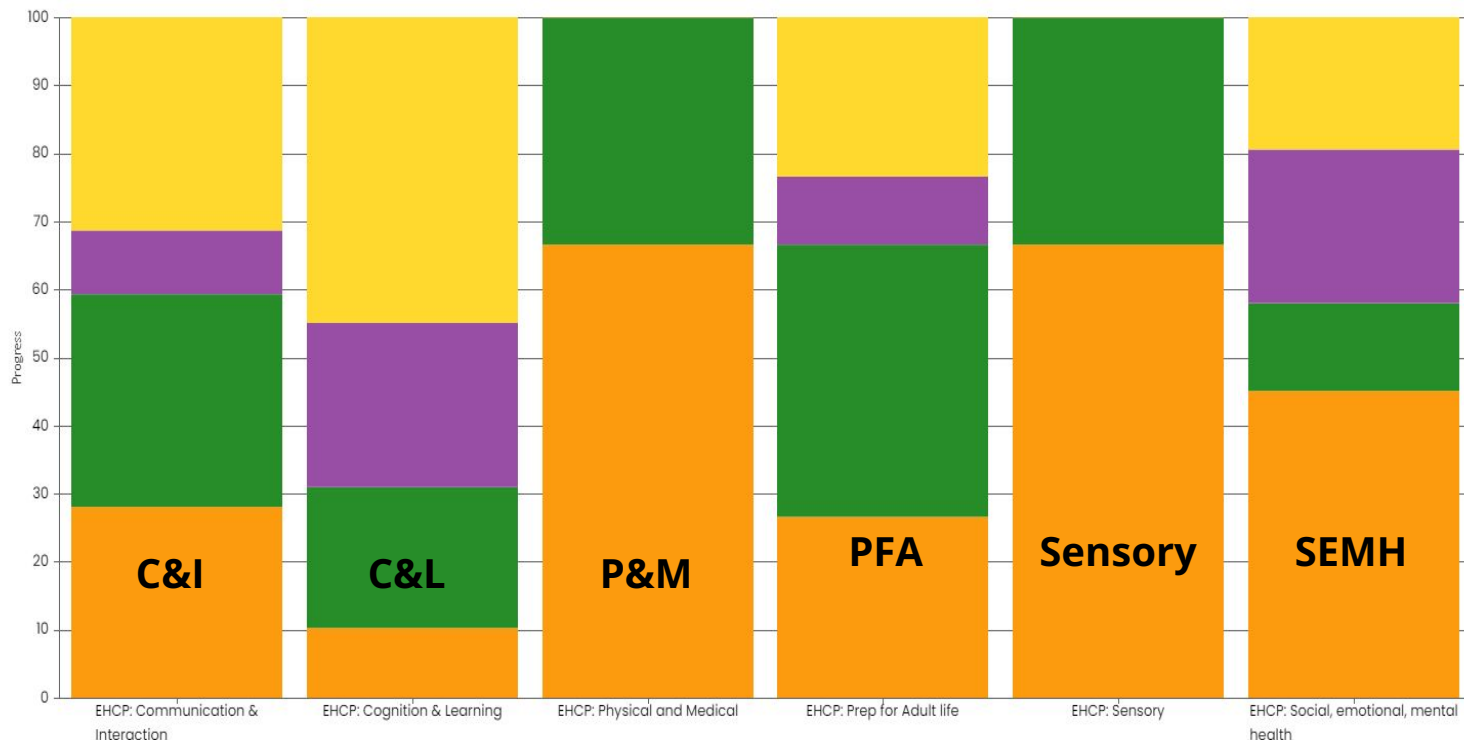


10-15 Steps



16+ Steps

Tag	0-4 Steps	5-9 Steps	10-15 Steps	16+ Steps
EHCP: C&I	9 (28.1%)	10 (31.3%)	3 (9.4%)	10 (31.3%)
EHCP: C&L	3 (10.3%)	6 (20.7%)	7 (24.1%)	13 (44.8%)
EHCP: P&M	2 (66.7%)	1 (33.3%)		
EHCP: PFA	8 (26.7%)	12 (40%)	3 (10%)	7 (23.3%)
EHCP: Sensory	2 (66.7%)	1 (33.3%)		
EHCP: SEMH	14 (45.2%)	4 (12.9%)	7 (22.6%)	6 (19.4%)



In Satellites C&L outcomes have made the most progress 69% of outcomes made 10+ steps in this area.

P&M and Sensory type outcomes made the least progress, followed by SEMH.