

---

---

# Data Analysis - October 2023

Full School  
October Attainment and Progress May 23-Oct 23  
School year 23-24

---

---

# Glossary of terms

## Attainment

Attainment is the total MAPP score or SS/OA Framework score for each outcome or objective at the **October 23** assessment point.

## Progress

Progress is the difference between the MAPP/Framework score at the **May 23** assessment point and the **October 23** assessment point.

## MAPP

MAPP (Mapping and Assessing Personal Progress) is an assessment tool which has been developed to show small steps of progress and provides personalised comparative data over time for each individual. This allows us to compare data with the students own past progress. MAPP looks at four different areas Independence, Fluency, Maintenance and Generalisation and the areas are assessed from 1 to 10.

from dependent	INDEPENDENCE	to independent							
from approximate	FLUENCY	to accurate							
from inconsistent	MAINTENANCE	to consistent							
from single context	GENERALISATION	to many context							
1	2	3	4	5	6	7	8	9	10

## Small Steps

Small Steps is our bespoke Framework for English and Maths, this is used with our formal/Semi-formal learners from Y7 to Y10 where appropriate.

## Open Awards

We use the Open Awards Frameworks for English and Maths with our formal/semi formal learners from Y10-Y14 where appropriate.

## Outcomes

This refers to each students individual EHCP Outcomes.

# Headlines/ Summary

- Across the school 57% of our students made at least 5 steps of progress from May to October 23
- In attainment, 58% of outcomes have total MAPP scores of 30+
- Cognition & Learning has had the most progress from May to Oct 23. 62% of outcomes made 5-16+ steps of progress. This has significantly improved from May to Oct 22-23
- Cognition & Learning has also had the highest attainment score at October 2023.
- MOZ had the highest attainment scores in October 23 with 94% of LTO's having MAPP scores over 20+

# Headlines/ Summary

- Open Awards maths and English Oct 23 progress have very little difference in comparison
- Open Awards maths May 23 to Oct 23 made more progress than May to Oct 2022.
- Open Awards attainment Oct 23 scores compared to Oct 22 are significantly higher.
- Small Steps English progress is greater in May-Oct 23 than 2022.
- 2023 SS Maths Objectives made more progress than 2022
- Small Steps Reading, Writing and S&L have had similar attainment scores. Scores are approximately 10% higher in each area compared to 2022.
- Small steps Maths; Geometry, Measurement and Number- similar attainment scores. Data less coverage Autumn term so lower.

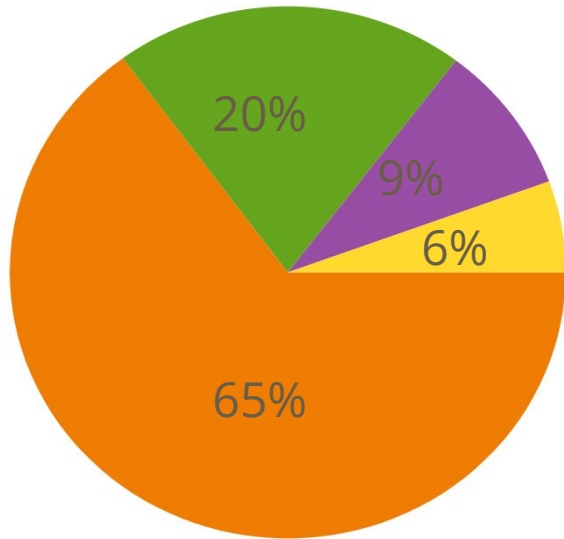

# Headlines/ Actions

- PMLD and CN have made the least progress from May-Oct (\*query student leaving in CN \*Class 18 and change of targets for Class 2 pmlD)
- Autism had the lowest attainment scores in October 23 with 63% of LTO'S having MAPP scores more than 20. (An increase of 6% from 2022)
- This term, our PP students have made slightly less progress than non PP students (\*check next term)
- Open Awards maths May 23 to Oct 23 made less progress than May to Oct 2022.
- SS Maths Objectives have made 8% less progress for 2-3 steps in comparison to English.
- SS maths data attainment is lower than other maths areas. However this is in line with 2022 which suggests coverage of this topic does not take place until Spring/ Summer terms. (\*Check this trend in Oct 2024)
- Open Awards Attainment is slightly lower in maths for Oct 23. MOZ maths attainment is significantly lower than Satellite and Enhanced. \*Monitor next term.

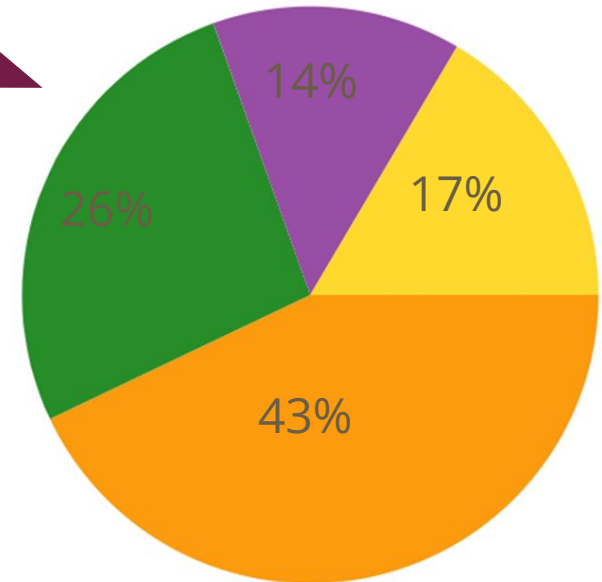
# Full School Progress May 23- Oct 23

## Progress Oct 2022

## Progress Oct 2023



57% of outcomes made between 5 and 16+ steps of progress in October 23. **An improvement of 22% from Oct 22.**

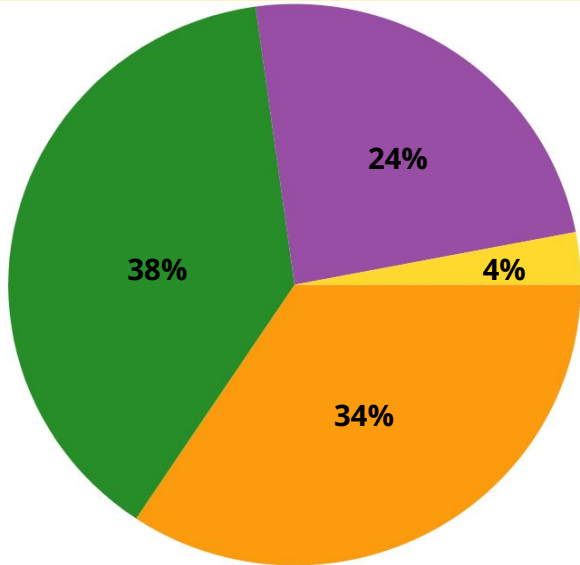


# Full School Attainment October 2023

## Attainment Oct 22

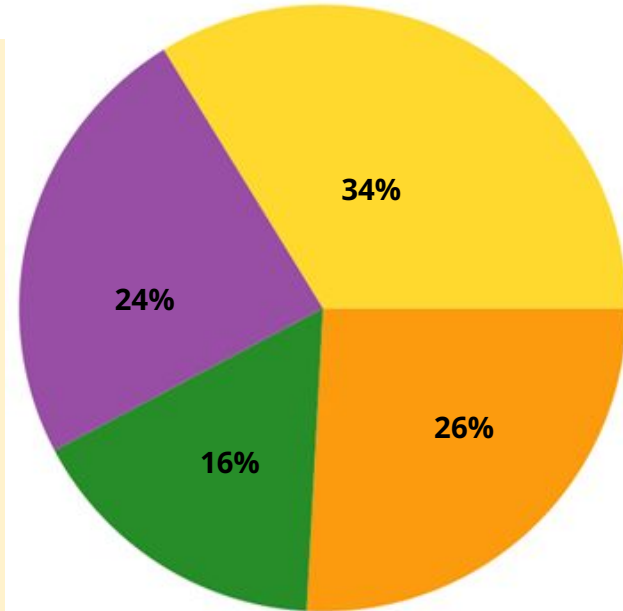
## Attainment Oct 23

(Total MAPP scores of EHCP Outcomes)

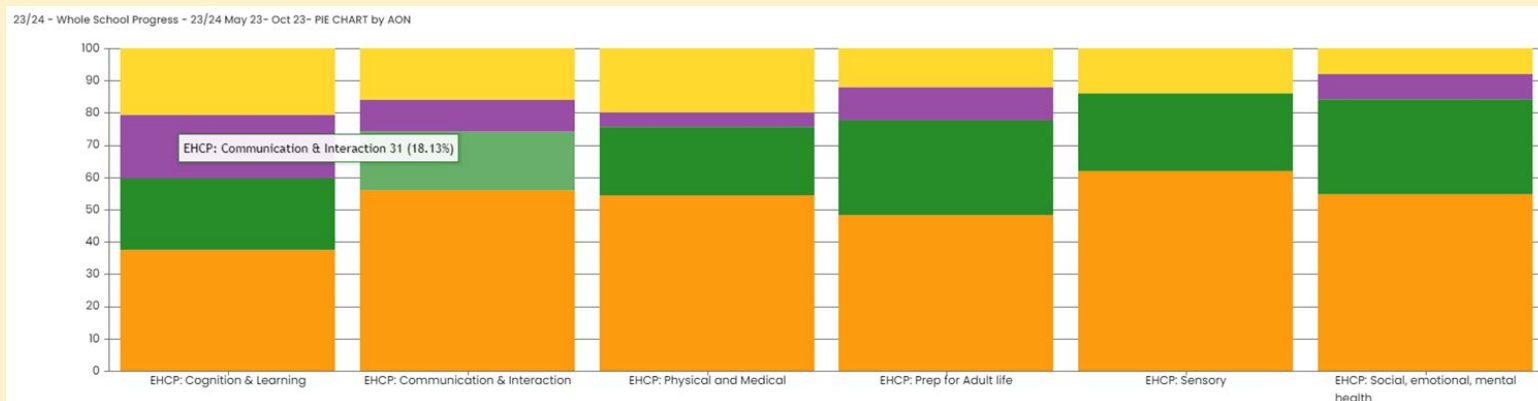


58% of outcomes have total MAPP scores of 30+.

An increase of 30% from Oct 22



# Full School Progress May 23 to October 23- By AON



**C&L**

**C&I**

**P&M**

**PFA**

**Sensory**

**SEMH**



0-4 Steps



5-9 Steps



10-15 Steps



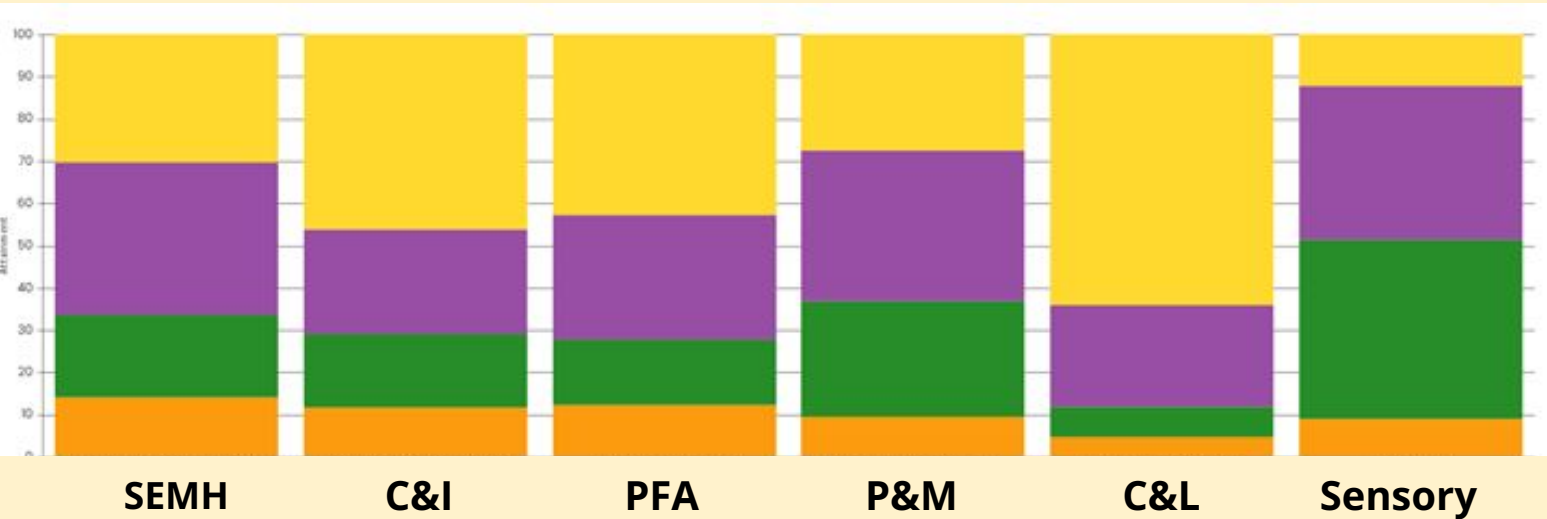
16+ Steps

Sensory has made the least progress from May to Oct with 86% of outcomes making 0-9 steps of progress. However there is a small improvement from last year.

C&L has had the most progress from May to Oct. 62% of outcomes made 5-16+ steps of progress. This has significantly improved from 22-23



# Full School Attainment Oct 23- Total MAPP scores for EHCP Outcomes by AON

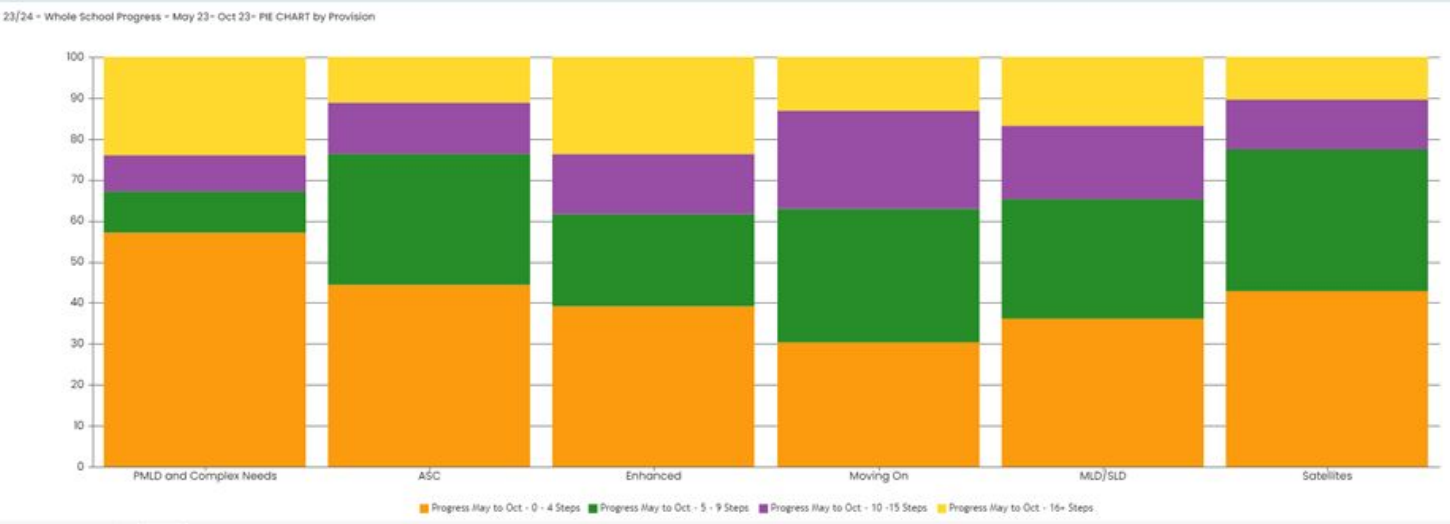


**Attainment 2023 - significant increase from October 2022**

SEMH- 86% 20 steps and above  
 C&I- 88% 20 steps and above  
 PFA- 88% 20 steps and above  
 P&M- 91% 20 steps and above  
 C&L- 95% 20 steps and above  
 Sensory- 90% 20 steps and above



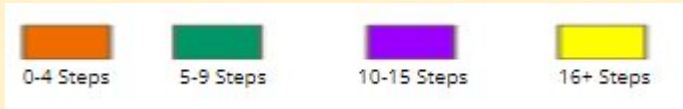
# Full School Progress - May - Oct - by AOP (does not include Year 7)



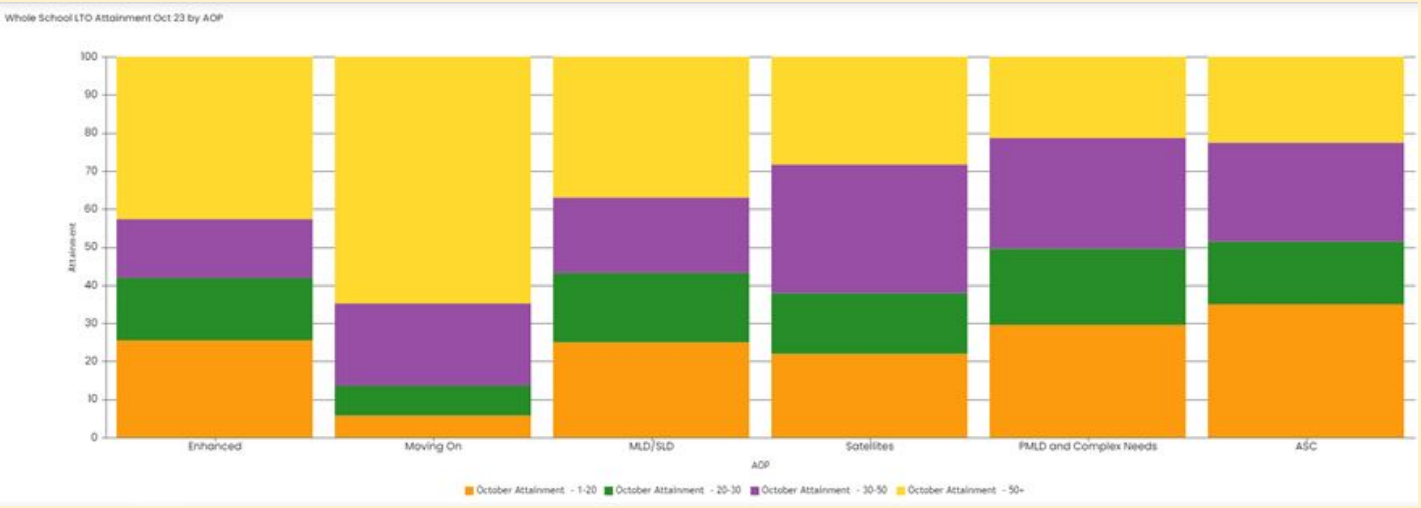
PMLD and CN have made the least progress from May-Oct

**PMLD/CN      ASC      Enhanced      MOZ      MLD/SLD      Satellites**

**PMLD/ CN- 5-16+ steps 43% (14% less 2022)**  
**ASC- 5-16+ steps 56% (20% increase 2022)**  
**Enhanced- 5-16+ steps 59% (30% increase 2022)**  
**MOZ-5-16+ steps 68% (50% increase 2022)**  
**MLD/ SLD- 5-16+ steps 62% (22% increase 2022)**  
**Satellites- 5-16+ steps 57% (20% increase 2022)**



# Full School Attainment Oct 23- MAPP Total scores for EHCP Outcomes by AOP




Autism had the lowest attainment scores in October 23 with 63% of LTO'S having MAPP scores more than 20. An increase of 6% from 22

MOZ had the highest attainment scores in October 23 with 94% of LTO's having MAPP scores over 20+

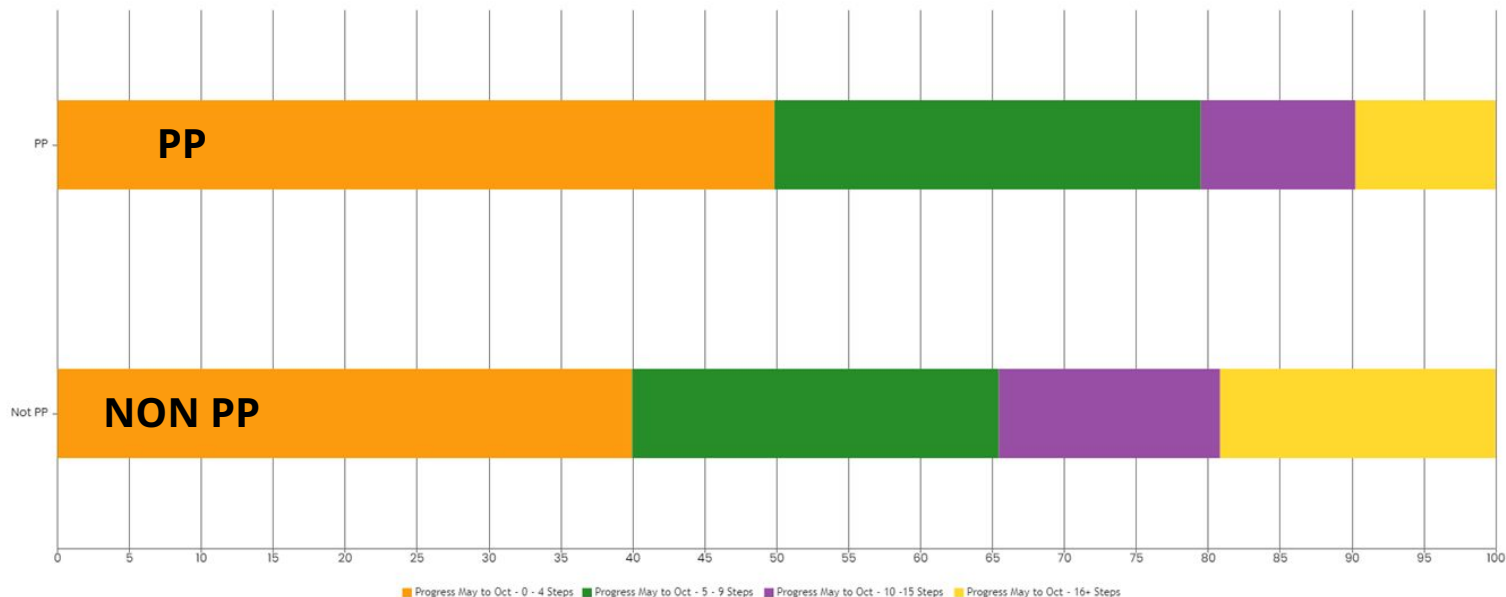
**Enhanced      MOZ      MLD/SLD      Satellites      PMLD/CN      ASC**

Enhanced- 20 steps + 74% (Oct 22 was 66%)  
 MOZ- 20 steps + 94% (Oct 22 was 66%)  
 MLD/SLD- 20 steps + 73 % (Oct 22 was 77%)  
 Satellite- 20 steps + 76% (Oct 22 was 51%)  
 PMLD/CN- 20 steps + 70% (Oct 22 64%)  
 Autism- 20 steps + 63% (Oct 22 57%)



# Full School Progress May 23 to Oct 23 - PP and Non PP

23/24 - Whole School Progress - May 23 - Oct 23 - PIE CHART Pupil premium analysis

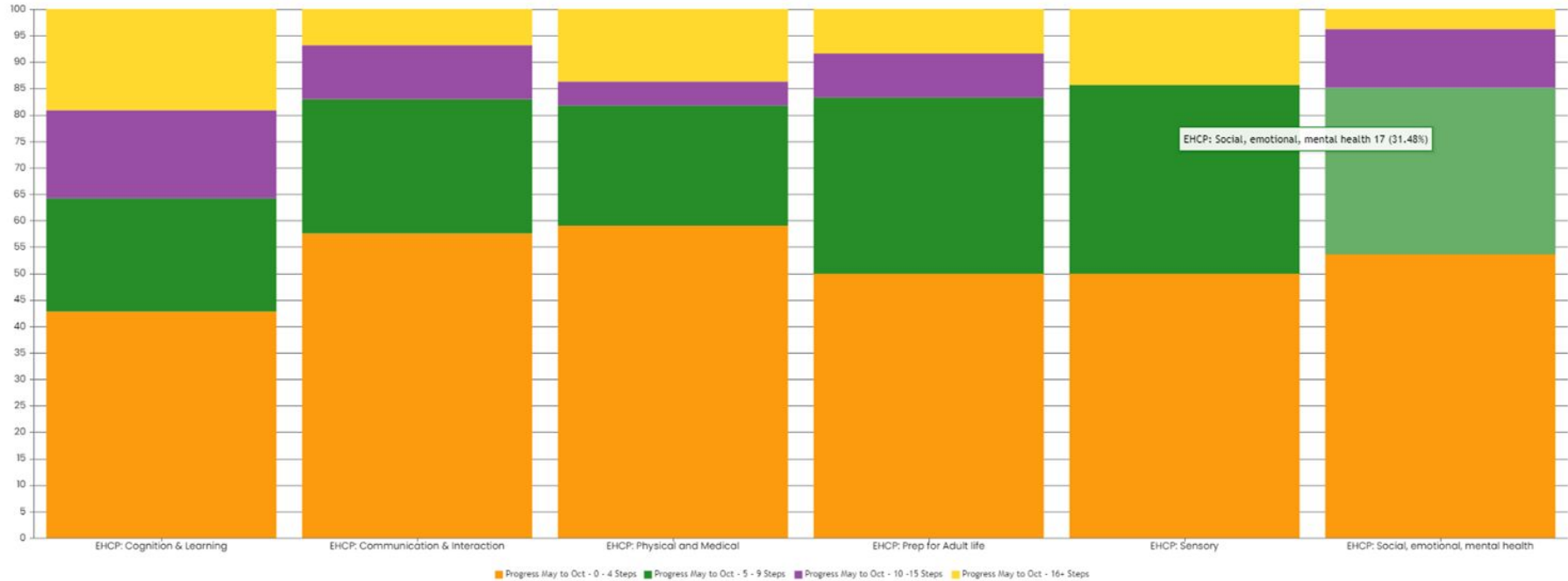


This term, our PP students have made less progress than non PP students.



# Whole school Progress PP by AON May 23-Oct 23

/24 - Whole School Progress - 23/24 May - Oct - PIE CHART PP by AON



Cognition- 56% 5+ steps  
 Communication & Interaction- 42% 5+ steps  
 Physical & Medical- 42% 5+ steps  
 Prep for Adult Life- 50% 5+ steps  
 Sensory- 50% 5 + steps  
 SEMH- 45% 5 + steps



---

---

# Small Step and Open Awards

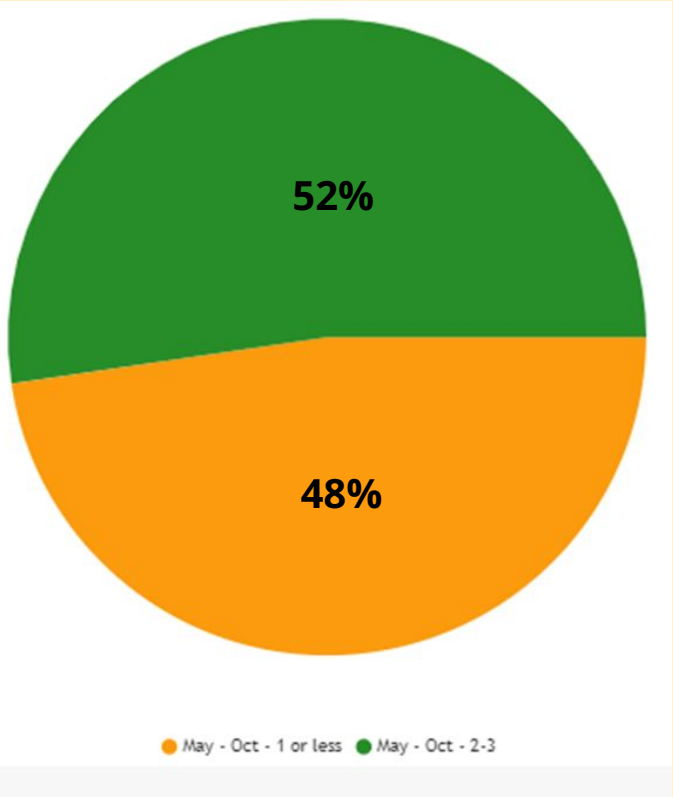
— October attainment and  
Progress May-Oct —

---

---

# Full School Overview - Open Awards English and Maths Progress Oct 2023

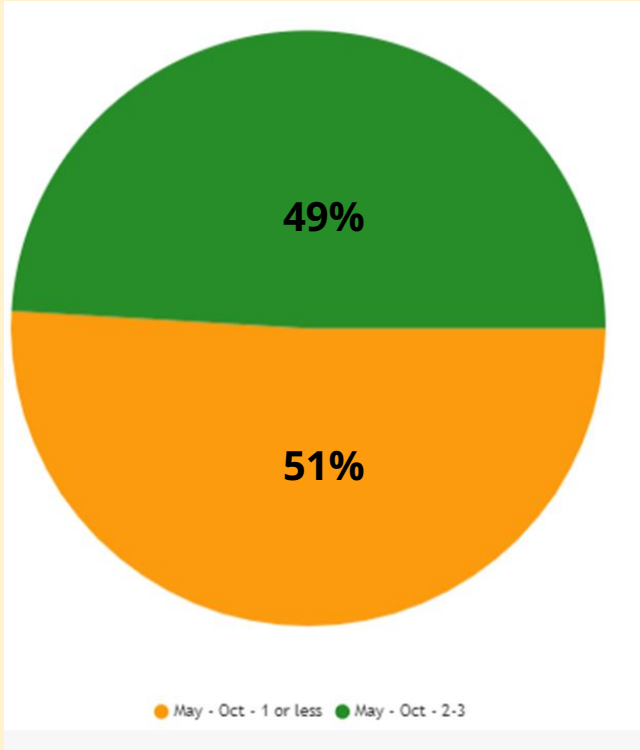
## English



Open Awards maths and English Oct 23 progress have very little difference in comparison

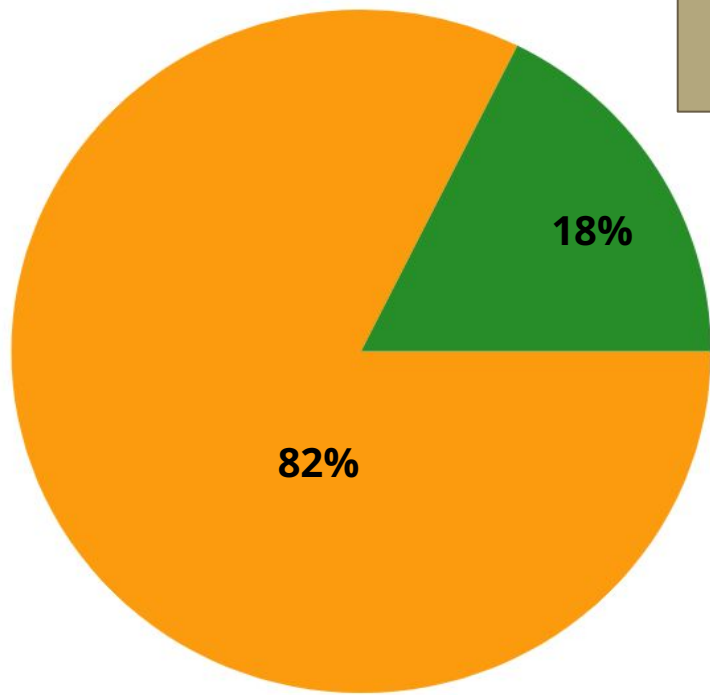


## Maths



# Full School Overview - Open Awards Progress in English from May 22 to Oct 22 and May 23 to Oct 23

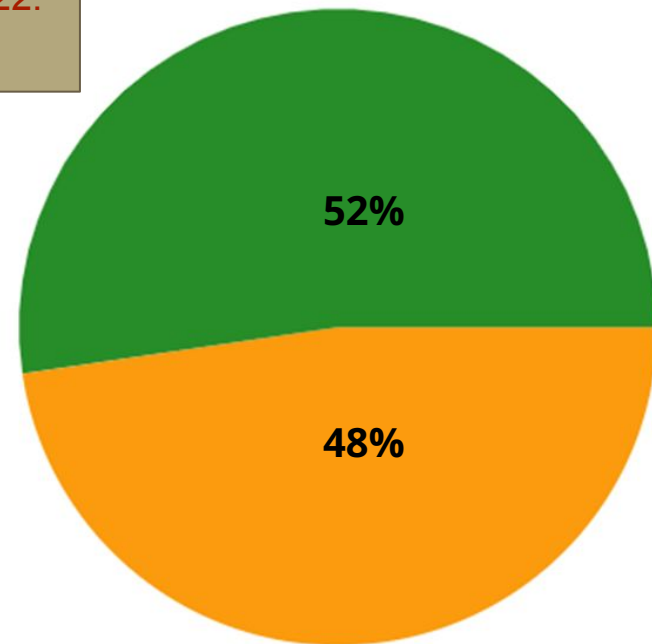
## English



● Progress May-Oct. - 1 or less ● Progress May-Oct. - 2-3

Open Awards English 2023 made less progress than 2022.

## English



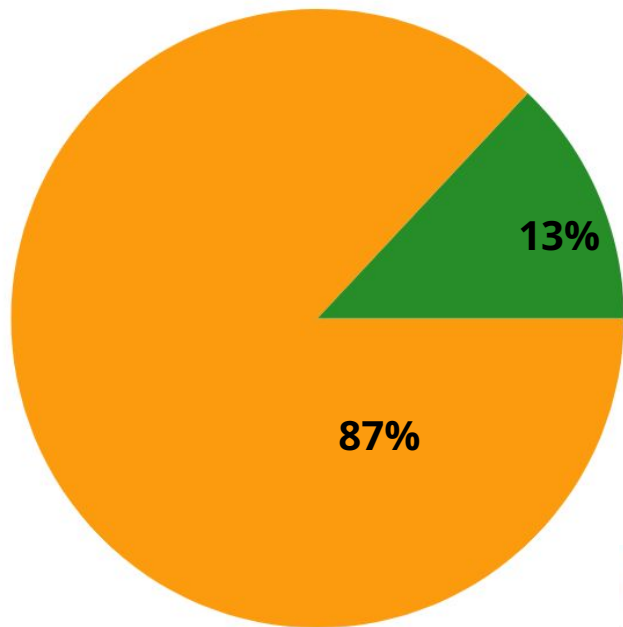
● May - Oct - 1 or less ● May - Oct - 2-3





# Full School Overview - Open Awards Progress in Maths from May 22 to Oct 22 and May 23 to Oct 23

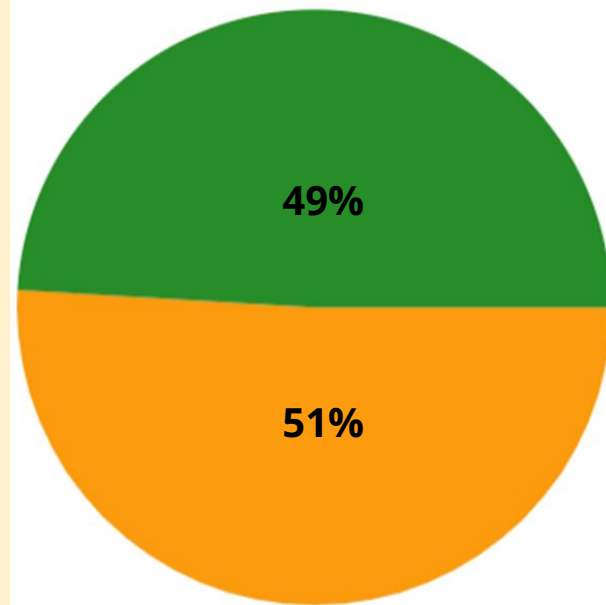
## Maths



● Progress May-Oct. - 1 or less ● Progress May-Oct. - 2-3

Open Awards maths May 23 to Oct 23 made more progress than May to Oct 2022.

## Maths



● May - Oct - 1 or less ● May - Oct - 2-3



1 or less



2-3



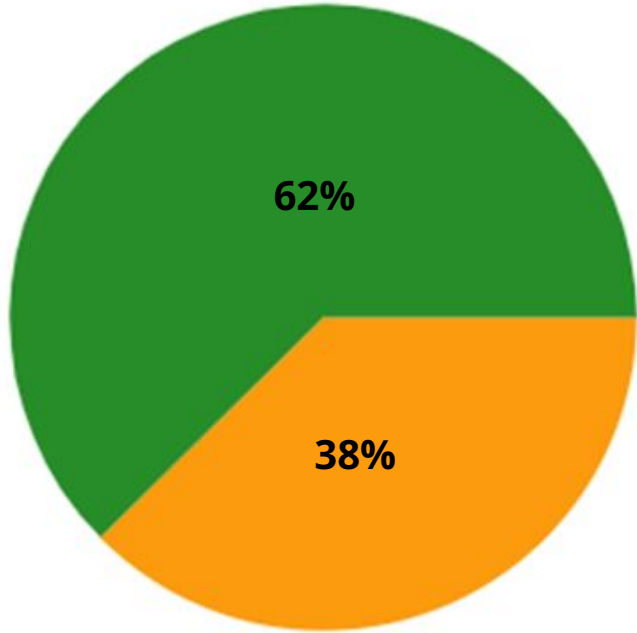
4



5+

# Small Steps Progress May to Oct in Maths and English

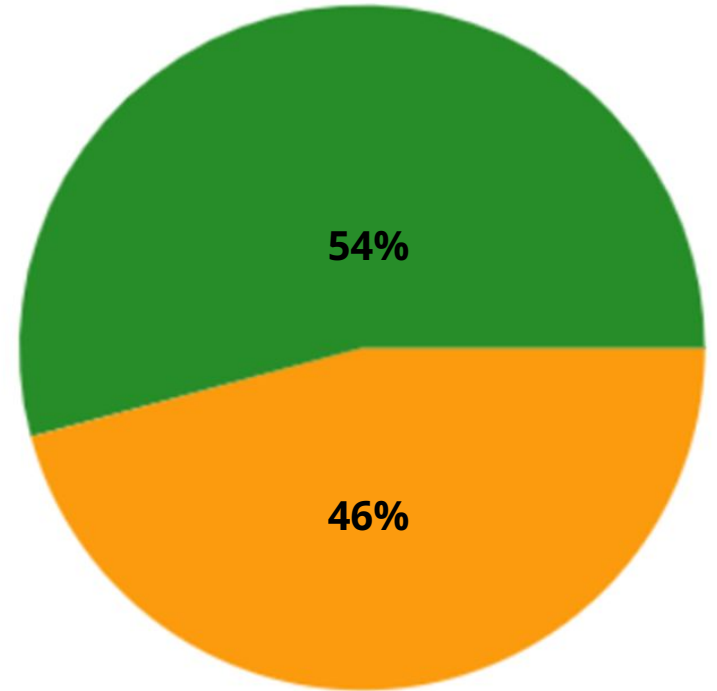
## English 23



● May - Oct - 1 or less ● May - Oct - 2-3

SS Maths Objectives have made 8% less progress for 2-3 steps than English.

## Maths 23

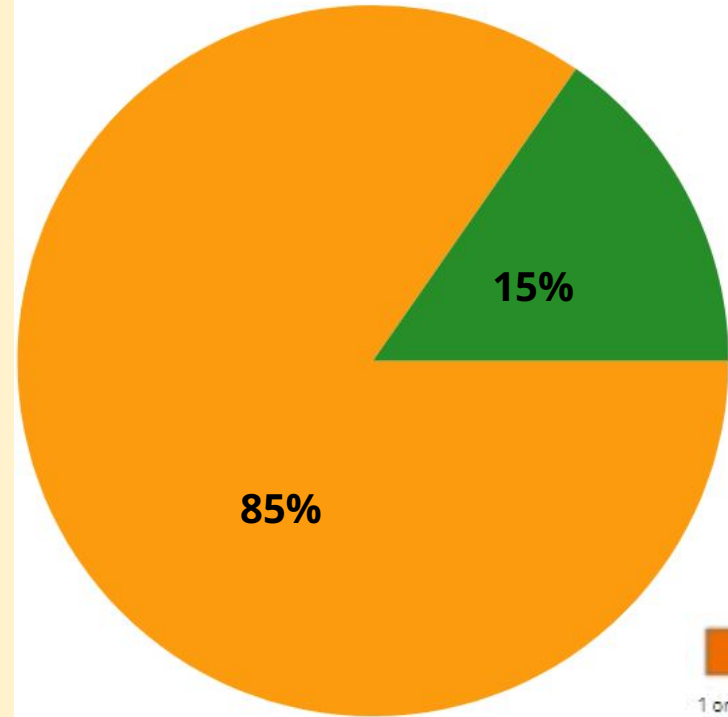


● May - Oct - 1 or less ● May - Oct - 2-3



# Full School Overview - Small Steps Progress May to Oct in Maths

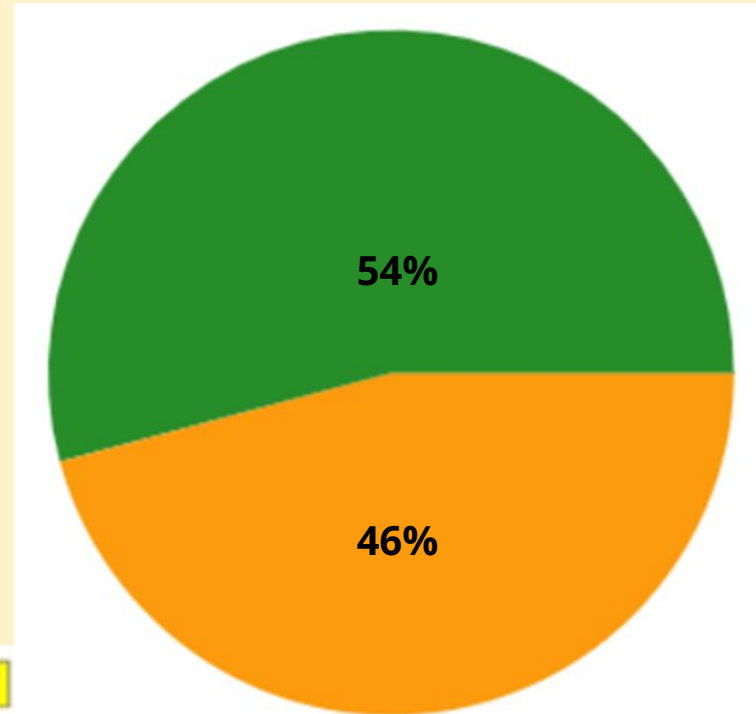
## Maths 22



2023 SS Maths Objectives made more progress than 2022



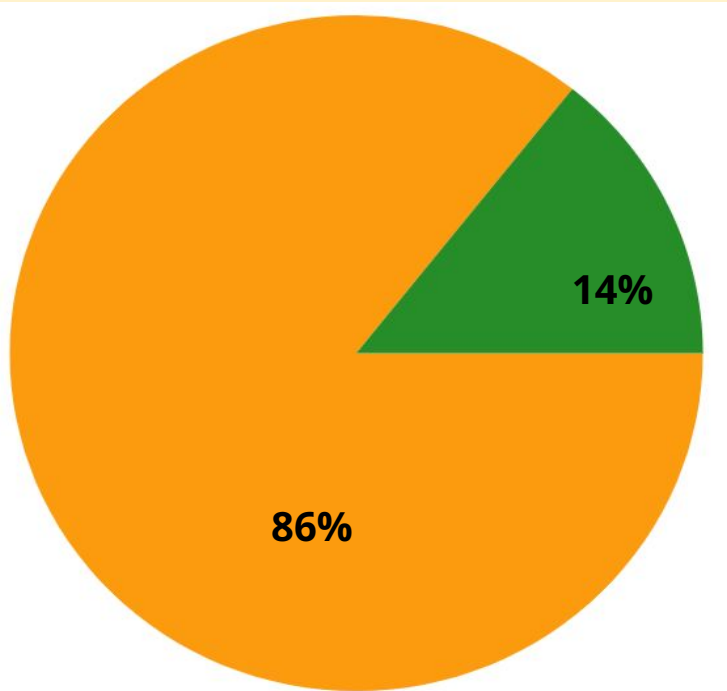
## Maths 23



● Progress May-Oct - 1 or less ● Progress May-Oct - 2-3

# Full School Overview - Small Steps Progress in English May to Oct

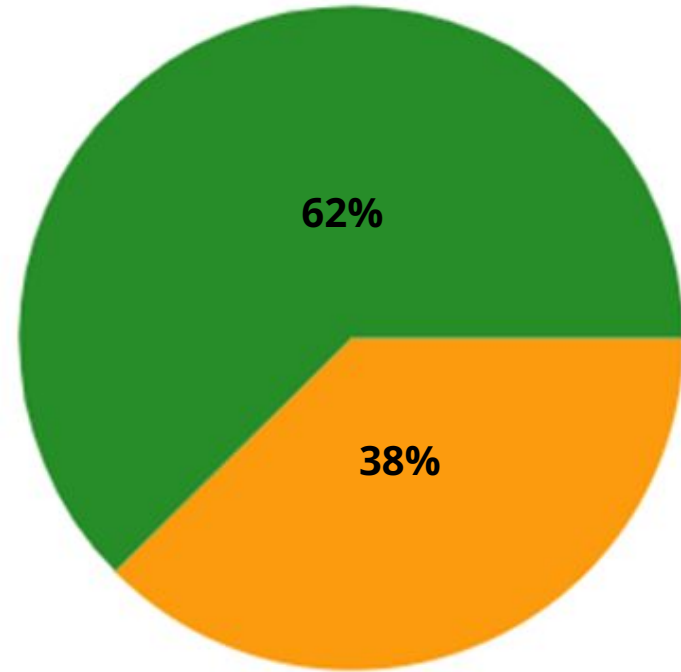
## English 22



● Progress May-Oct. - 1 or less ● Progress May-Oct. - 2-3

Small Steps English progress is greater in May-Oct 23 than 2022.

## English 23



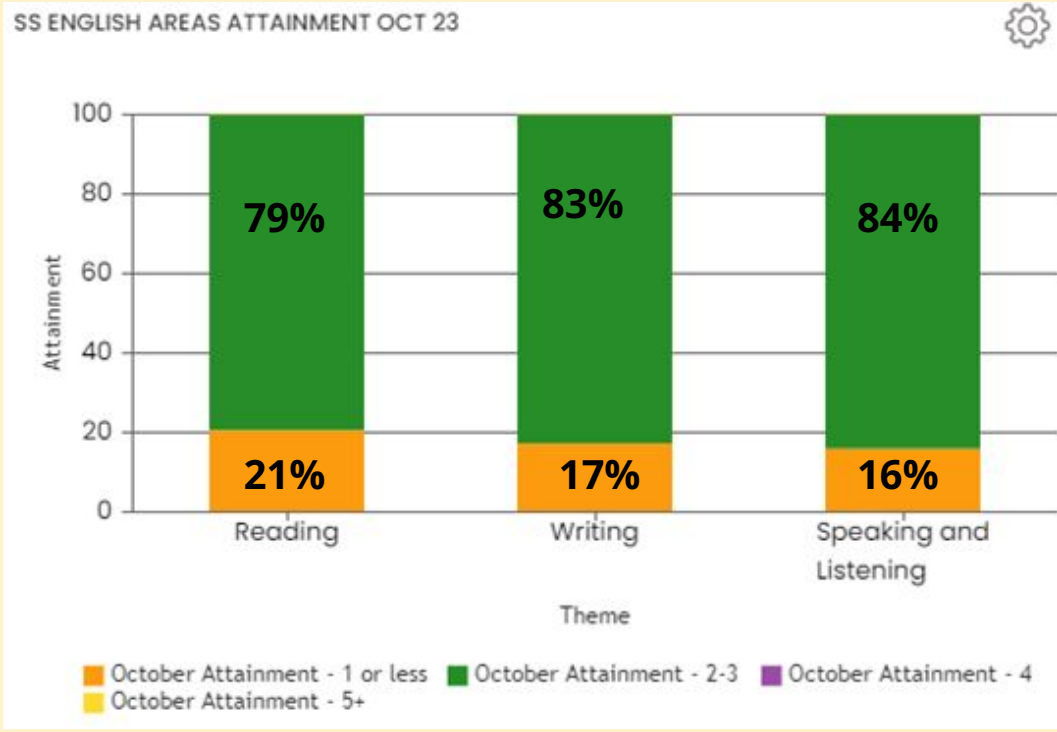
● May - Oct - 1 or less ● May - Oct - 2-3




# Full School Overview - Small Steps - Attainment in English Areas Oct 23



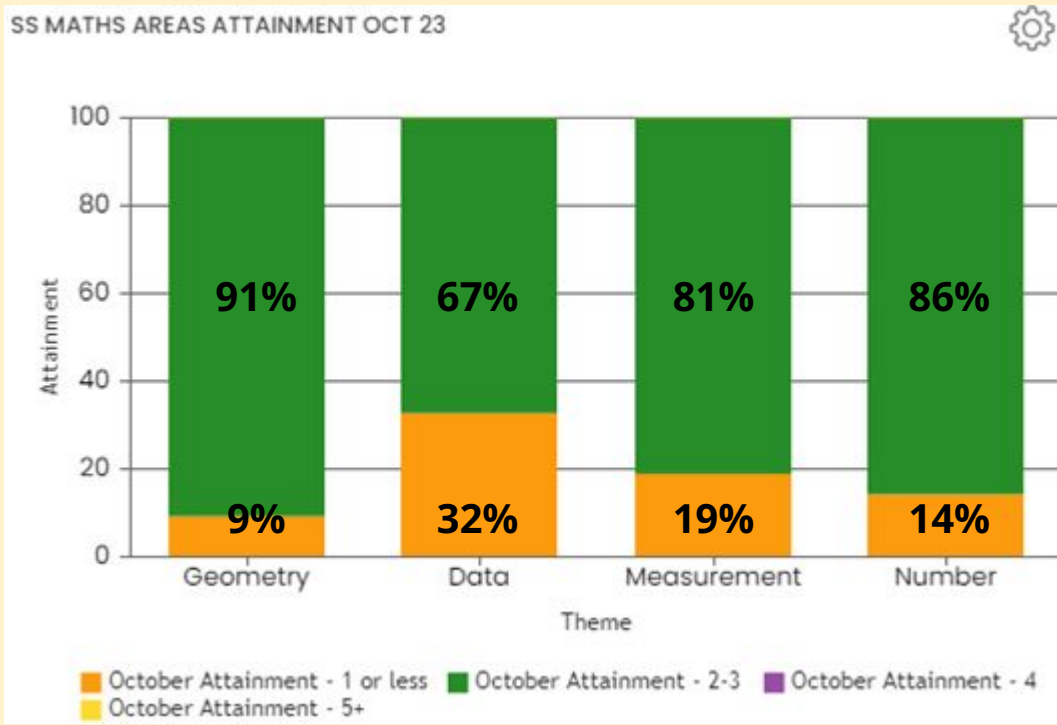
Small Steps Reading, Writing and S&L have had similar attainment scores. Scores are approximately 10% higher in each area compared to 2022.



# Full School Overview - Small Steps - Attainment in Maths Areas Oct 23

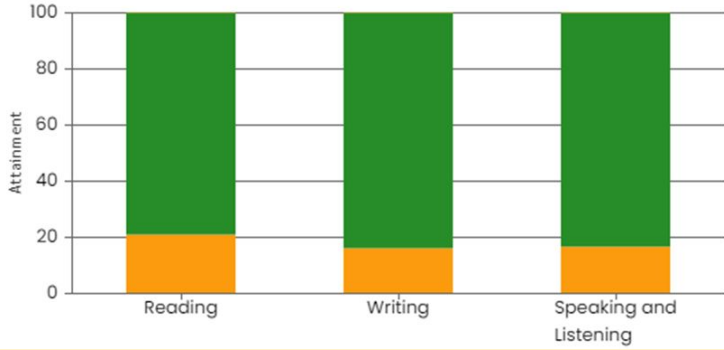


In Small Steps Number, Geometry Measurement have the highest attainment scores of objectives scoring 2-3. Data is lower at 67% however this is likely due to the start of the year and not covering data as much as the other units.



Small steps attainment scores are similar to 2022 but have increased by 10% in all areas apart from data which is similar to Oct 22 which is in line with coverage at this time of year.

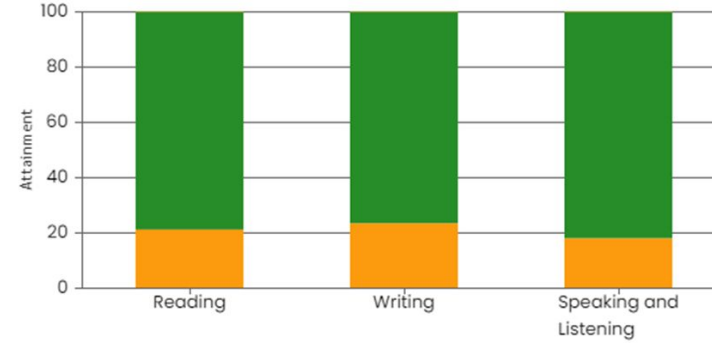
SS ENGLISH AREAS ATTAINMENT IN ENHANCED OCT 23



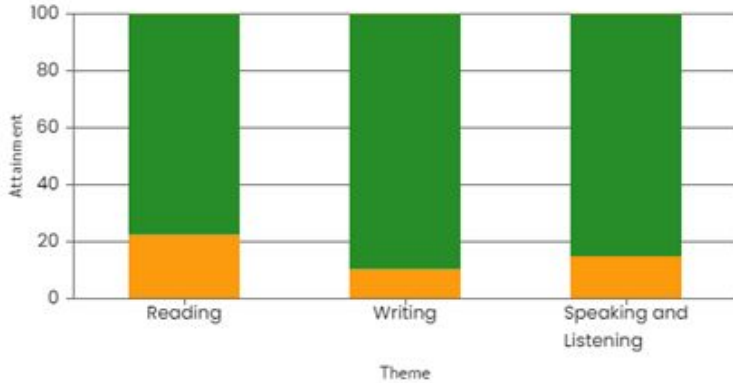
## Small Steps ENGLISH Attainment October 23

No significant  
differences or  
concerns

SS ENGLISH AREAS ATTAINMENT IN ASC OCT 23

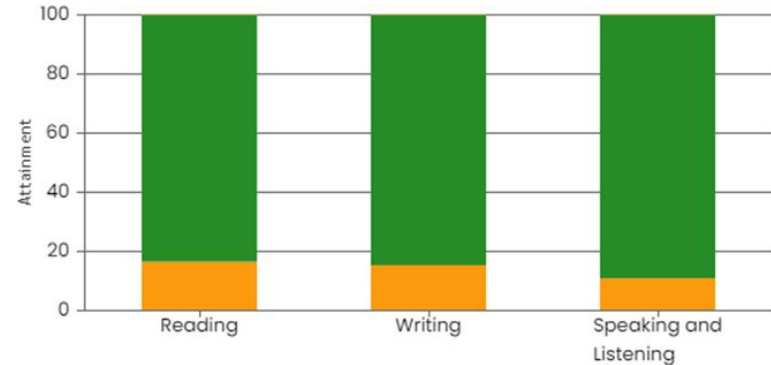


SS ENGLISH AREAS ATTAINMENT IN SATELLITES OCT 23

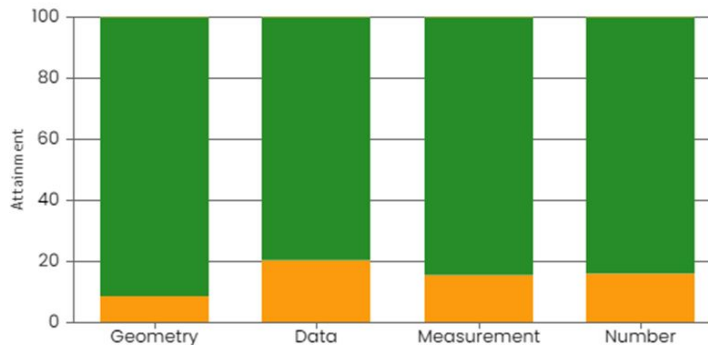


■ October Attainment - 1 or less 
 ■ October Attainment - 2-3 
 ■ October Attainment - 4 
 ■ October Attainment - 5+

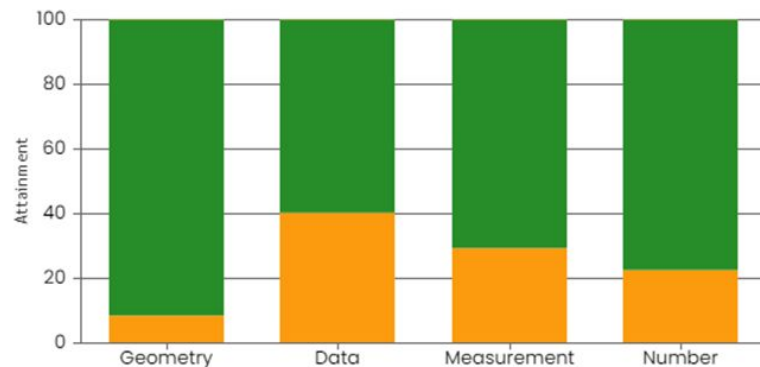
SS ENGLISH AREAS ATTAINMENT IN MLD/SLD OCT 23



SS MATHS AREAS ATTAINMENT IN ENHANCED OCT 23



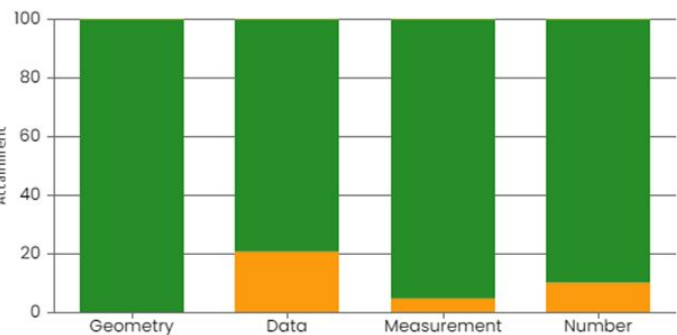
SS MATHS AREAS ATTAINMENT IN ASC OCT 23



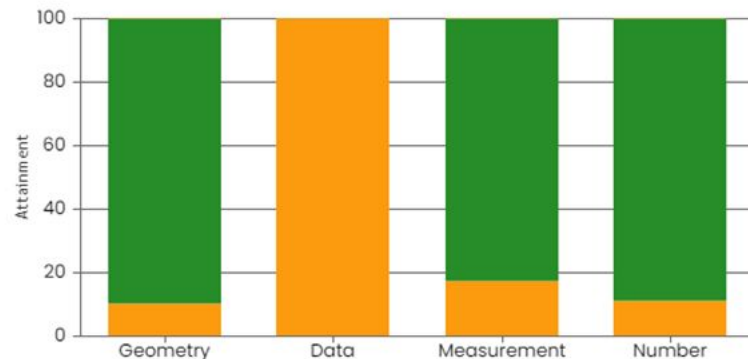
Small Steps MATHS  
Attainment  
October 23

Data is lower due to  
lack of coverage  
Autumn term

MATHS AREAS ATTAINMENT IN SATELLITES OCT 23



SS MATHS AREAS ATTAINMENT IN MLD/SLD OCT 23





OA ENGLISH ATTAINMENT IN ENHANCED OCT 23



October Attainment - 1 or less   October Attainment - 2-3

OA ENGLISH ATTAINMENT IN MOZ OCT 23



October Attainment - 1 or less   October Attainment - 2-3

OA ENGLISH ATTAINMENT IN SATELLITES OCT 23



October Attainment - 1 or less   October Attainment - 2-3

Open Awards ENGLISH Attainment  
October 23  
Enhanced 98% 2-3 steps  
MOZ 82% 2-3 steps  
Satellites 75% 2-3 steps



October Attainment - 1 or less    October Attainment - 2-3



October Attainment - 1 or less    October Attainment - 2-3



October Attainment - 1 or less    October Attainment - 2-3

Open Awards MATHS Attainment  
 October 23  
 Enhanced 87% 2-3 steps  
 MOZ 26% 2-3 steps  
 Satellites 85% 2-3 steps

---

---

# Areas of Provision

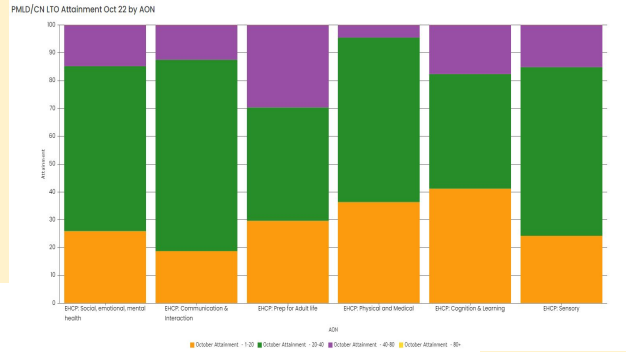
— October attainment —

---

---

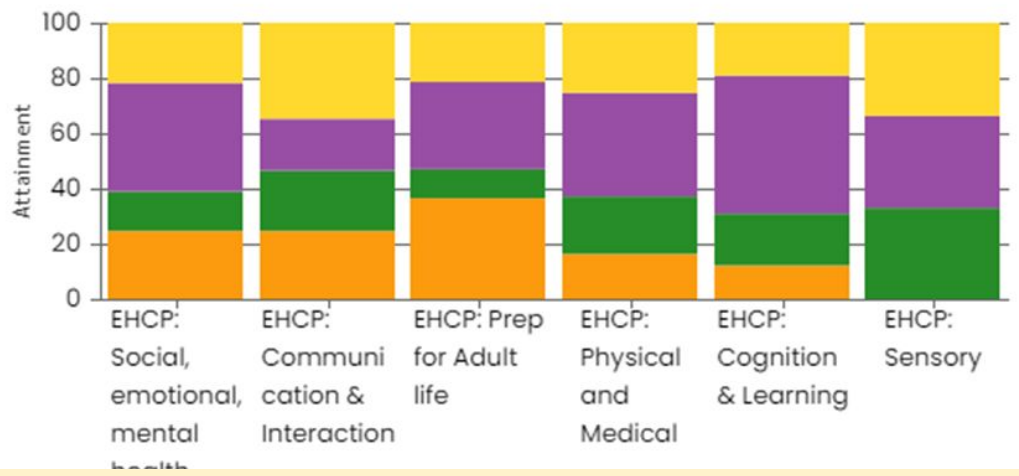
# PMLD and Complex Needs - LTO Attainment Oct 23 by AON

2022




Significant increase from 2022 in all areas with MAPP scores more than 50

PMLD and CN LTO Attainment Oct 23 by AON



In PMLD C&L and Sensory had the highest attainment scores in Oct 23. No areas of concern.

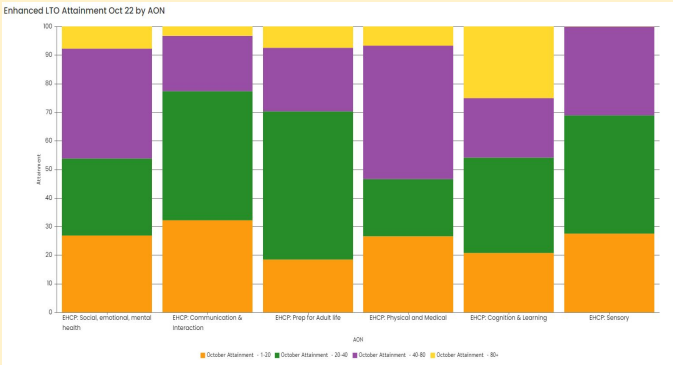
**SEMH      C&I      PFA      P&M      C&L      Sensory**



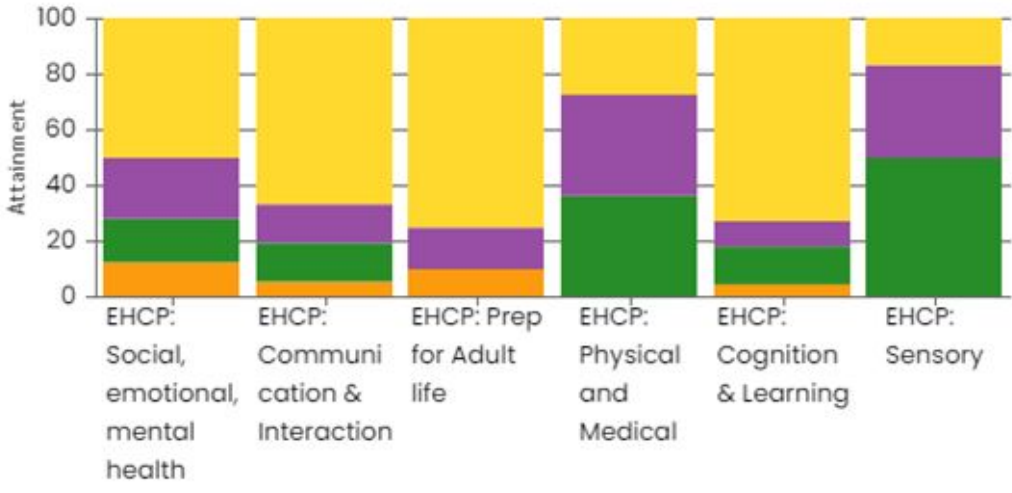
# Enhanced - LTO Attainment Oct 23 by AON

2022


In Enhanced, C&I had the highest MAPP scores for the LTO's. All other scores have improved.



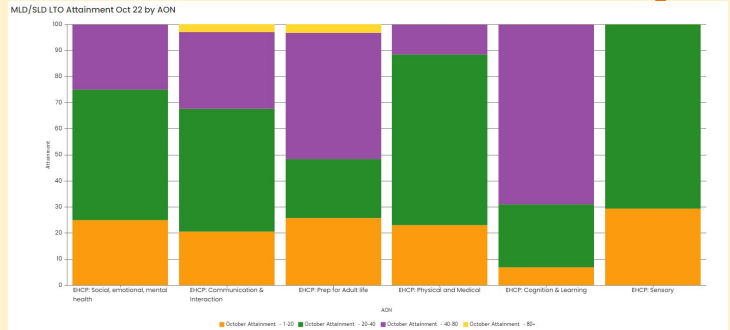
Enhanced LTO Attainment Oct 23 by AON



Sensory had the lowest MAPP scores in Oct 22 and Oct 23 within the Enhanced area. This is not a concern as more 20-30 and no >20



# MLD/SLD - LTO Attainment Oct 23 by AON

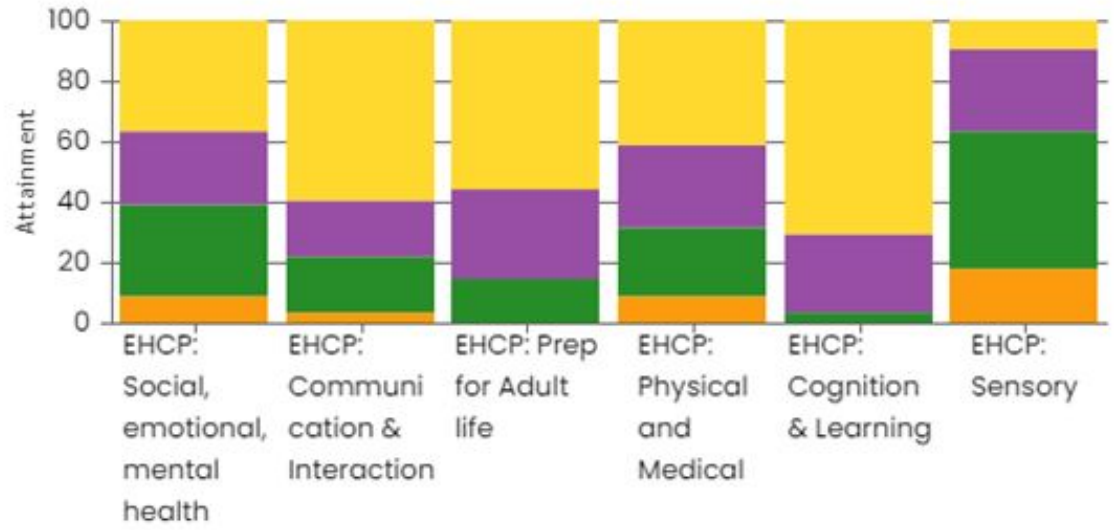


2022


C&L had the highest MAPP scores in Oct 23 within MLD/SLD.

All scores have increased from 2022

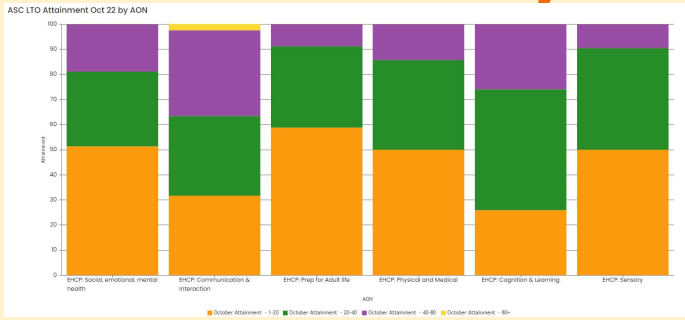
# MLD/SLD LTO Attainment Oct 23 by AON



Sensory LTO'S had the lowest MAPP scores in Oct 22 and Oct 23 within MLD/SLD.



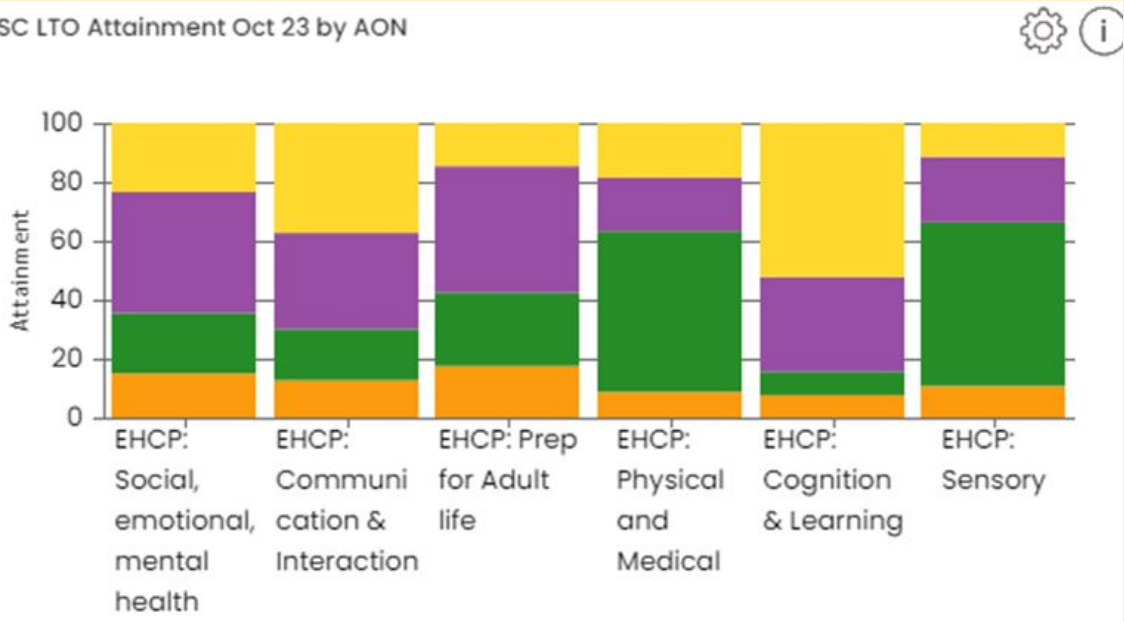
# ASC - LTO Attainment Oct 23 by AON




2022

In ASC C&I and C&L outcomes have the highest attainment scores.

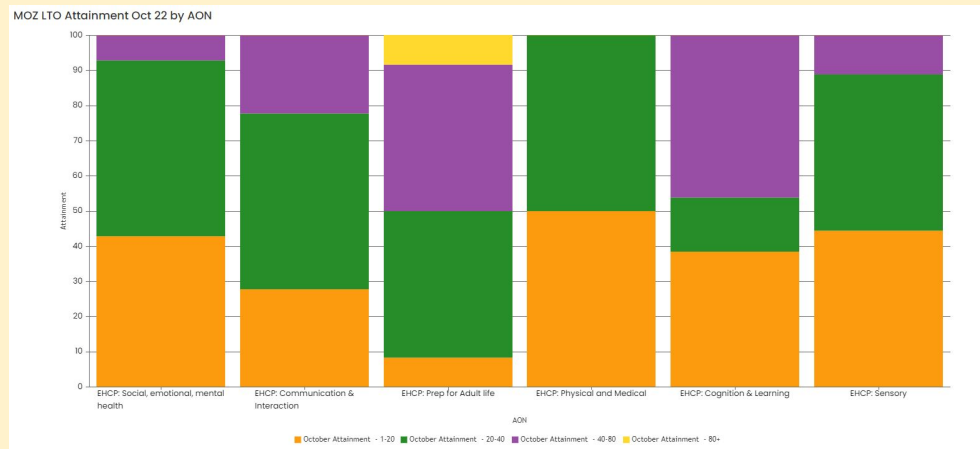
ASC LTO Attainment Oct 23 by AON



All MAPP scores have increased since 2022

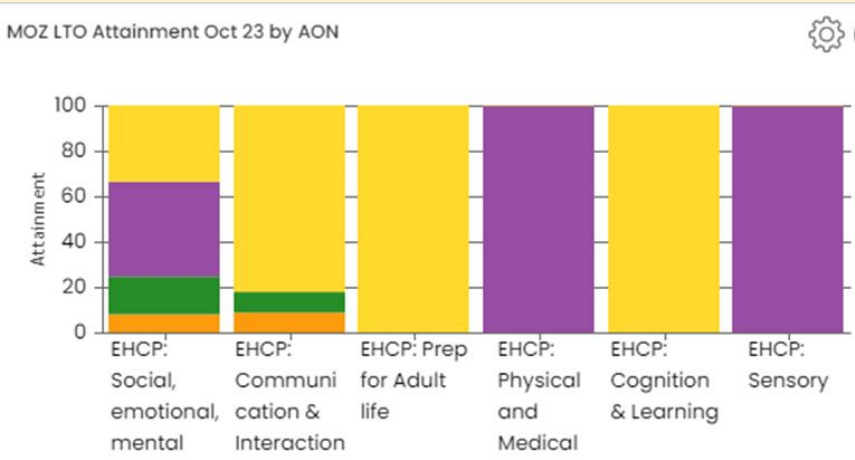


# MOZ - LTO Attainment Oct 23 by AON




2022

In MOZ all areas are pleasing. SEMH and Physical & Medical has lower attainment scores than other areas

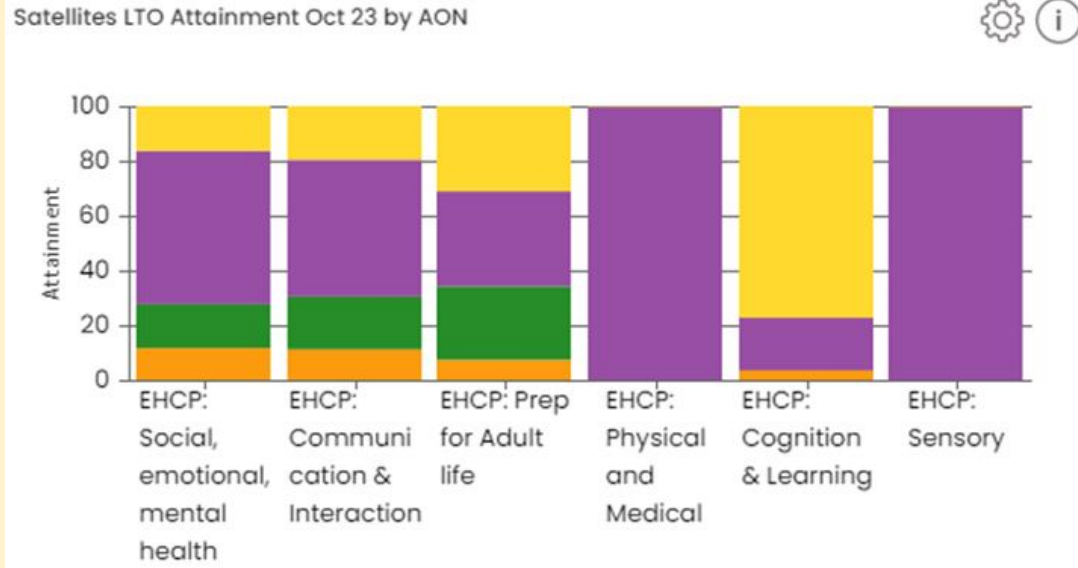


All areas have increased MAPP scores from 2022





# Satellites - LTO Attainment Oct 23 by AON



Mixed scoring but nothing of concern. \*Also included in MLD data.

